



USA Terminations

INNOVATION, TECHNOLOGY, PERFORMANCE

MIG/TIG/PLASMA

Welding & Cutting Torch Technology

A FRESH APPROACH

ICON SERIES

WLD ICON RIBBED HANDLE SERIES



A FRESH APPROACH

At Parker Torchology our focus is to be renowned amongst clients for consistently delivering a high quality product and a results driven service.

We aim to achieve this by building a world class product range that can adapt to local needs and by managing an unrivalled network of localized distribution.

Technical excellence in Torch Technology will be matched by a total commitment to individual customer service and a willingness to forge new business partnerships.

Parker Torchology will bring an in-depth knowledge, experience and a strategic vision to place us and our customers at the leading edge of our industry.

AT PARKER TORCHOLOGY

WE TALK TORCHES

Contents

WLD ICON Ribbed Handle Features Focus	2
WLD ICON Ribbed Handle Overview & Ratings	4

WLD ICON Ribbed Specification Information

Torch Body Options	6
Cable Assemblies	8
Torch Package Configurator	9

Torch Range

ICON Ribbed WP 9	10
ICON Ribbed WP 17	11
ICON Ribbed WP 26	12
ICON Ribbed WP 24W	13
ICON Ribbed WP 20	14
ICON Ribbed WP 18	15
ICON Ribbed WP 18SC	16
ICON Ribbed WP 125M	17
ICON Ribbed WP 250M	18
ICON Ribbed WP 225F	19

Wear Parts

Collets	20
Collets Bodies	21
Gas Lens Bodies	23
Ceramics	26
Wear Parts Configuration Tables	28

ICON Ribbed Air-Cooled

Features Focus



Spares and wears

Interchangeability guaranteed



Head and shoulders

Options include - Standard
Valve
Flexible
Multi-just™



WLD ICON Ribbed Handle Series

USA Terminations

Features Focus

ICON Ribbed Water-Cooled

Features Focus




Terminations

USA style terminations



Cable sets

Cable sets are protected by a zipper cover and options include - PVC
Rubber
Two-piece



WLD ICON Ribbed Handle Series

USA Terminations

Ratings: 110Amp to 410Amp



Technical Data	WP 9	WP 17	WP 26	WP 24W	WP 20
Cooling Method	Air-Cooled	Air-Cooled	Air-Cooled	Water-Cooled	Water-Cooled
Rating: DC	110A	135A	180A	180A	225A
AC	80A	95A	125A	125A	160A
Duty Cycle:	35%	35%	35%	60%	60%
Electrode Size:	1.0-2.4	1.0-3.2	1.0-4.0	0.5-2.4	1.0-3.2
Minimum Water Flow	-	-	-	0.9 l/min	1.0 l/min
Minimum Water Inlet Pressure	-	-	-	2.0Bar	2.0Bar
Minimum Cooling Requirements	-	-	-	600W	700W
Maximum Water Inlet Pressure	-	-	-	5.0Bar	5.0Bar
Maximum Water Inlet Temperature	-	-	-	50°C	50°C

WLD ICON Ribbed Handle Series

USA Terminations

Ratings: 110Amp to 410Amp



SPECIAL ACCESS SERIES

Infinite positioning

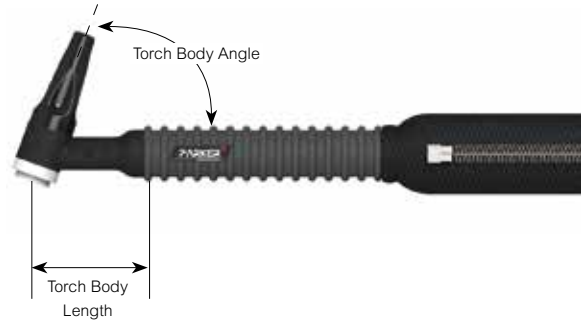
Limited access

Technical Data	WP 18	WP 18SC	WP 125 Multijust™	WP 250 Multijust™	WP 225 Flex
Cooling Method	Water-Cooled	Water-Cooled	Air-Cooled	Water-Cooled	Water-Cooled
Rating: DC	380A	410A	135A	250A	225A
AC	270A	290A	95A	175A	160A
Duty Cycle:	60%	60%	35%	60%	60%
Electrode Size:	1.0-4.0	1.0-4.8	1.0-3.2	1.0-4.0	1.0-3.2
Minimum Water Flow	1.0 l/min	1.0 l/min	-	1.0 l/min	1.0 l/min
Minimum Water Inlet Pressure	2.0Bar	2.0Bar	-	2.0Bar	2.0Bar
Minimum Cooling Requirements	900W	1000W	-	800W	600W
Maximum Water Inlet Pressure	5.0Bar	5.0Bar	-	5.0Bar	5.0Bar
Maximum Water Inlet Temperature	50°C	50°C	-	50°C	50°C

WLD ICON Tig Torch Heads are 100% Weldcraft OEM interchangeable.

High temperature resistant silicon rubber provides a lightweight and durable outer cover which combined with all copper components ensures cooler running temperatures and maximum current capacity.

Accessibility issues are made easier from a choice of 225F and Multijust™ models that allow for varied front end set-ups and multiple head angle configurations.



Air-Cooled Series

ICON WP 9 Series Torch Body Options

0.040" - 3/32"/1.0mm-2.4mm electrodes.

Rating: 110A DC, 80A AC, @ 35%



ICON WP 17 Series Torch Body Options

0.040" - 1/8"/1.0mm-3.2mm electrodes.

Rating: 135A DC, 95A AC, @ 35%



ICON WP 26 Series Torch Body Options

0.040" - 5/32"/1.0mm-4.0mm electrodes.

Rating: 180A DC, 125A AC, @ 35%



WLD ICON Ribbed Handle Series

Torch Body Options

Water-Cooled Series

ICON WP 24W Series Torch Body Options

0.020" - 3/32"/0.5mm-2.4mm electrodes.

Rating: 180A DC, 125A AC, @ 60%



ICON WP 20 Series Torch Body Options

0.040" - 1/8"/1.0mm-3.2mm electrodes.

Rating: 225A DC, 160A AC, @ 60%



ICON WP 18 Series Torch Body Options

0.040" - 5/32"/1.0mm-4.0mm electrodes.

Rating: 380A DC, 270A AC, @ 60%



ICON WP 18SC Series Torch Body Options

0.040" - 3/16"/1.0mm-4.8mm electrodes.


Rating: 410A DC, 290A AC, @ 60%



Special Access Series

ICON WP 125 Multijust™ Series Torch Body Options

0.040" - 1/8"/1.0mm-3.2mm electrodes.



P125M PM9-90

Rating: 95A DC, 65A AC @ 35%

P125M PM17-90

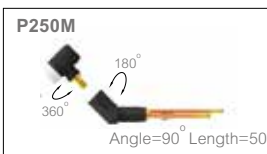
Rating: 135A DC, 95A AC @ 35%

WP 125, WP 250 Multijust™ torch bodies are recommended in applications where repeated adjustments of the head position are an everyday occurrence.

Available in Air-Cooled and Water-Cooled, the heads are designed to rotate through 180° in the handle and through 360° from the two-piece torch body. Two head sizes allow the full range of Weldcraft compatible spare parts across both models.

ICON WP 250 Multijust™ Series Torch Body Options

0.040" - 5/32"/1.0mm-4.0mm electrodes.



P250M PM9-90

Rating: 225A DC, 160A AC @ 60%

P250M PM17-90

Rating: 250A DC, 175A AC @ 60%


Key Features:

- Multiple angles from one torch body style.
- Small and large head sizes with WP 9 and WP 18 series wear parts range interchangeability.
- Standard collet and collet body, stubby gas lens, standard gas lens and large gas lens wear parts configurations.

The WP 225 flex neck system has been designed to provide easy access to difficult to reach areas with one torch package and multiple head sizes and angles.

ICON WP 225 Flex Series Torch Body Options

0.040" - 1/8"/1.0mm-3.2mm electrodes.



P225F (P18 series heads)

Rating: 225A DC, 160A AC, @ 60%

P225F (P20 series heads)

Rating: 200A DC, 140A AC, @ 60%

P225F (P24 series heads)

Rating: 160A DC, 115A AC, @ 60%

Key Features:

- Multiple head style and angle interchangeability across one torch package
- Standard collet and collet body, stubby gas lens, standard gas lens and large gas lens wear parts configurations

Air-Cooled Cable Styles

Air-Cooled cable assemblies are made from Rubber and are offered in mono or two-piece.

Mono



Rubber Build

2 Piece/Lug



Rubber Build

2 Piece/Dinse



Rubber Build

Water-Cooled Cable Styles

Water-Cooled Models WP20, 24W, 250, "Multijust™" series and SF 225 are made from PVC, WP18 models from rubber.



PVC Build



Rubber Build

Handles



1



2



Ribbed Handle		
Part Number	Description	
1	PH100R	Ribbed Handle, Small Push-on
2	PH200R	Ribbed Handle, Large Push-on

Zipper Cover		
Part Number	Description	
1	PWC-3-10	Zipper Cover - 10ft (3.0m) 25mm Bore
2	PWC-3-12	Zipper Cover - 12ft (3.6m) 25mm Bore
3	PWC-3-22	Zipper Cover - 22ft (6.7m) 25mm Bore
4	PWC-3-25	Zipper Cover - 25ft (7.6m) 25mm Bore
5	PWC-4-12	Zipper Cover - 12ft (3.6m) 30mm Bore
6	PWC-4-25	Zipper Cover - 25ft (7.6m) 30mm Bore

WLD ICON Ribbed Handle Series

USA Terminations

Torch Package Configurator



Ordering Information

Torch package part numbering is configured using the simple 4 stage system outlined below.

1. Select the correct model of torch head
2. Select the style of cable assembly required
3. Select the length of cable assembly required
4. Add a Zipper Cover if required

Example:- RPWP18-RB-12-ZC1

Ribbed WP18 x 12ft c/w Rubber Cables & Zipper Cover.

	Step 1 Torch Head	Step 2 Power Cable Style	Step 3 Cable Length	Step 4 Cable Cover						
Air-Cooled	Part No.	Description	Part No.	Description						
	RPWP9	110A DC	RB	Rubber/Overbraid/PVC						
	RPWP9FX	110A DC FLEX	2RBL	Two-Piece Rubber C/W Lug						
	RPWP9FXL	110A DC FLEX LONG	2RBD	Two-Piece Rubber C/W Dinse Plug						
	RPWP9V	110A DC VALVE		NOTE: See page 8 for EU/UK terminations explanation						
	RPWP9VFX	110A DC VALVE FLEX								
	RPWP9P	110A DC PENCIL								
	RPWP17	135A DC	Part No.	Description						
	RPWP17FX	135A DC FLEX	12	12.5ft Cables (4m)						
	RPWP17FXL	135A DC FLEX LONG	25	25ft Cables (8m)						
	RPWP17V	135A DC VALVE								
	RPWP17VFX	135A DC VALVE FLEX								
	RPWP26	180A DC								
	RPWP26FX	180A DC FLEX								
	RPWP26V	180A DC VALVE								
	RPWP26VFX	180A DC VALVE FLEX								
	Water-Cooled	RPWP24W	180A DC							
		RPWP20	225A DC							
		RPWP20FX	225A DC FLEX							
		RPWP20FXL	225A DC FLEX LONG							
RPWP20P		225A DC PENCIL								
RPWP18		380A DC								
RPWP18FX		380A DC FLEX								
RPWP18SC		410A DC								
Special Access	RPWPSF125M	135A DC								
	RPWPSF250M	250A DC								
	RPWPSF225	225A DC FLEX								
				<table border="1"> <thead> <tr> <th>Part No.</th> <th>Description</th> </tr> </thead> <tbody> <tr> <td>ZC1</td> <td>Zipper Cover 12ft</td> </tr> <tr> <td>ZC2</td> <td>Zipper Cover 25ft</td> </tr> </tbody> </table>	Part No.	Description	ZC1	Zipper Cover 12ft	ZC2	Zipper Cover 25ft
Part No.	Description									
ZC1	Zipper Cover 12ft									
ZC2	Zipper Cover 25ft									

NOTE: See page 6 for torch heads explanation

An easy to use electronic torch package configurator system is also available at www.parkertorchology.com

WP 9 Air-Cooled Tig Welding Torch
 Rating: 110A DC, 80A AC @ 35% duty cycle.



*
 Wear parts identification page 20-27
 Wear parts configuration page 28-32

Model		
Description	Part Number	
	4M / 12.5'	8M / 25'
WLD ICON Ribbed Tig Package	RPWP9-RB-12-ZC1	RPWP9-RB-25-ZC2


Alternative torch packages can be configured using the configurator on page 9 or at www.parkertorchology.com

Model		
Part Number	Description	
1	PWP9	Torch Body Standard
2	P98W77	Back Cap 'O' Ring
3	P41V24	Back Cap Long
4	P41V35	Back Cap Medium
5	P41V33	Back Cap Short
6	PH100R	Ribbed Handle, Small Push On.
7	P0315071	Insulation Boot
8	P57Y01RB-APC1	Power Cable 12.5ft 3/8" UNF Rubber
	P57Y03RB-APC1	Power Cable 25ft 3/8" UNF Rubber
9	PWC-3-12	Zipper Cover-12ft (3.6m) 25mm Bore
	PWC-3-25	Zipper Cover-25ft (7.6m) 25mm Bore

WLD ICON Ribbed Handle Series

USA Terminations

WP 17 Air-Cooled Tig Welding Torch
Rating: 135A DC, 95A AC @ 35% duty cycle.




Model		
Description	Part Number	
	4M / 12.5'	8M / 25'
WLD ICON Ribbed Tig Package	RPWP17-RB-12-ZC1	RPWP17-RB-25-ZC2

Alternative torch packages can be configured using the configurator on page 9 or at www.parkertorchology.com

Model		
Part Number	Description	
1	PWP17	Torch Body Standard
2	P98W18	Back Cap 'O' Ring
3	P57Y02	Back Cap Long
4	P300M	Back Cap Medium
5	P57Y04	Back Cap Short
6	PH100R	Ribbed Handle, Small Push On.
7	P0315071	Insulation Boot
8	P57Y01RB-APC1	Power Cable 12.5ft 3/8" UNF Rubber
	P57Y03RB-APC1	Power Cable 25ft 3/8" UNF Rubber
9	PWC-3-12	Zipper Cover-12ft (3.6m) 25mm Bore
	PWC-3-25	Zipper Cover-25ft (7.6m) 25mm Bore

WP 26 Air-Cooled Tig Welding Torch
 Rating: 180A DC, 125A AC @ 35% duty cycle.



Model		
Description	Part Number	
	4M / 12.5'	8M / 25'
WLD ICON Ribbed Tig Package	RPWP26-RB-12-ZC1	RPWP26-RB-25-ZC2

Alternative torch packages can be configured using the configurator on page 9 or at www.parkertorchology.com


Model		
Part Number	Description	
1	PWP26	Torch Body Standard
2	P98W18	Back Cap 'O' Ring
3	P57Y02	Back Cap Long
4	P300M	Back Cap Medium
5	P57Y04	Back Cap Short
6	PH200R	Ribbed Handle, Large Push On.
7	P0315071	Insulation Boot
8	P46V28R-APC3	Power Cable X 12.5ft 7/8" UNF Rubber
	P46V30R-APC3	Power Cable X 25ft 7/8" UNF Rubber
9	PWC-4-12	Zipper Cover-12ft (3.6m) 30mm Bore
	PWC-4-25	Zipper Cover-25ft (7.6m) 30mm Bore

WLD ICON Ribbed Handle Series

USA Terminations

WP 24W

Water-Cooled Tig Welding Torch
 Rating: 180A DC, 125A AC @ 60% duty cycle.



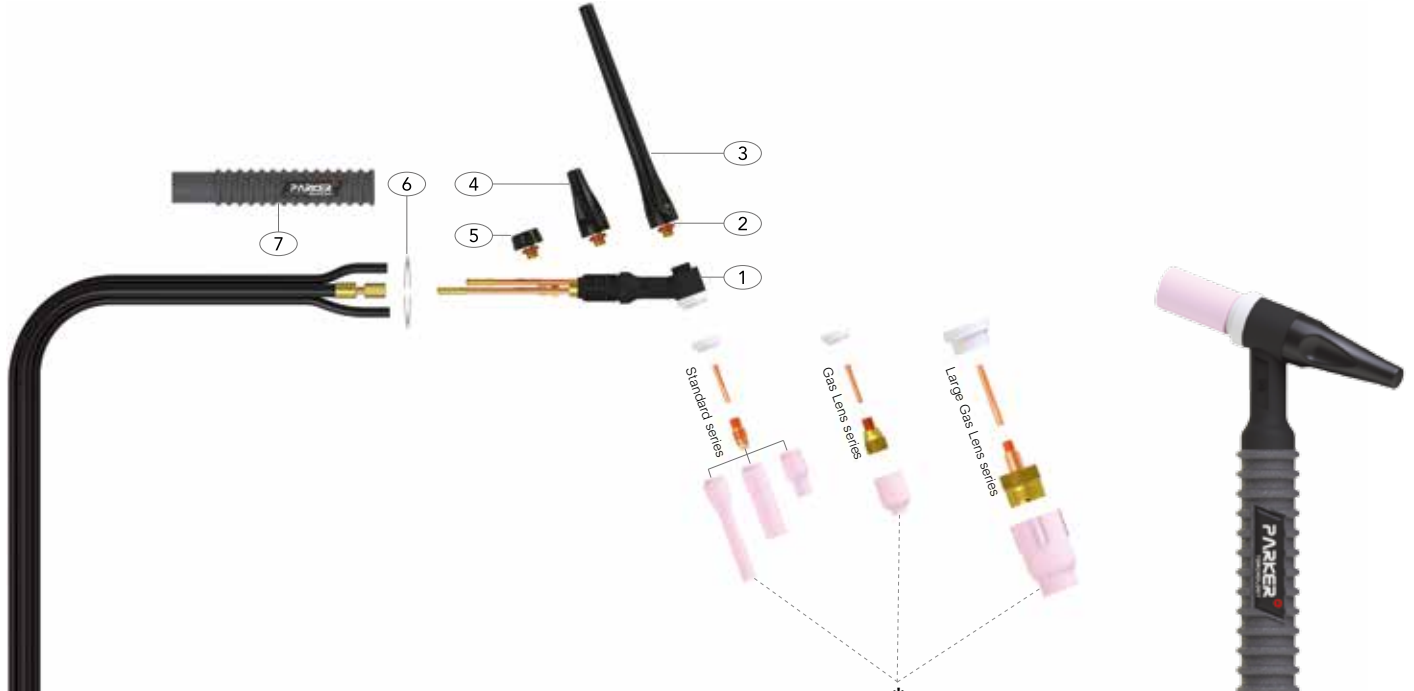
*
 Wear parts identification page 20-27
 Wear parts configuration page 28-32

Model		
Description	Part Number	
		4M / 12.5'
WLD ICON Ribbed Tig Package	RPWP24W-RB-12-ZC1	RPWP24W-RB-25-ZC2

Alternative torch packages can be configured using the configurator on page 9 or at www.parkertorchology.com

Model		
Part Number	Description	
1	PWP24W	Torch Body Standard
2	P53N04	Wire Clamp
3	PH100R	Ribbed Handle, Small Push On.
4	P0315071	Insulation Boot
5	P45V03-APC4	Power cable x12.5ft 7/8" UNF LH Male PVC
	P45V04-APC4	Power cable x25ft 7/8" UNF LH Male PVC
6	P45V07-WF2	Water hose x12.5ft 5/8" UNF LH Male PVC
	P45V08-WF2	Water hose x25ft 5/8" UNF LH Male PVC
7	P45V09-GS7	Gas hose x12.5ft 5/8" UNF Male PVC
	P45V10-GS7	Gas hose x25ft 5/8" UNF Male PVC
8	PWC-3-12	Zipper Cover-12ft (3.6m) 25mm Bore
	PWC-3-25	Zipper Cover-25ft (7.6m) 25mm Bore

WP 20 Water-Cooled Tig Welding Torch
 Rating: 225A DC, 160A AC @ 60% duty cycle.

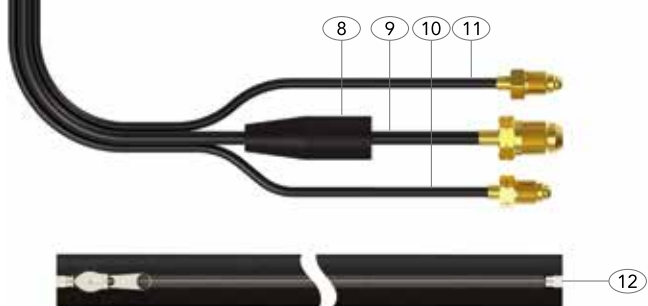


*
 Wear parts identification page 20-27
 Wear parts configuration page 28-32

Model		
Description	Part Number	
	4M / 12.5'	8M / 25'
WLD ICON Ribbed Tig Package	RPWP20-PVC-12-ZC1	RPWP20-PVC-25-ZC2

Alternative torch packages can be configured using the configurator on page 9 or at www.parkertorchology.com


Model			
Part Number	Description	Part Number	Description
1	PWP20 Torch Body Standard	10	P45V07-WF2 Water hose x12.5ft 5/8" UNF LH Male PVC
2	P98W77 Back Cap 'O' Ring	P45V08-WF2	Water hose x25ft 5/8" UNF LH Male PVC
3	P41V24 Back Cap Long	11	P45V09-GS7 Gas hose x12.5ft 5/8" UNF Male PVC
4	P41V35 Back Cap Medium	P45V10-GS7	Gas hose x25ft 5/8" UNF Male PVC
5	P41V33 Back Cap Short	12	PWC-3-12 Zipper Cover-12ft (3.6m) 25mm Bore
6	P53N04 Wire Clamp	PWC-3-25	Zipper Cover-25ft (7.6m) 25mm Bore
7	PH100R Ribbed Handle, Small Push On		
8	P0315071 Insulation Boot		
9	P45V03-APC4 Power cable x12.5ft 7/8" UNF LH Male PVC		
	P45V04-APC4 Power cable x25ft 7/8" UNF LH Male PVC		



WLD ICON Ribbed Handle Series

USA Terminations

WP 18 Water-Cooled Tig Welding Torch
 Rating: 380A DC, 270A AC @ 60% duty cycle.



Wear parts identification page 20-27
 Wear parts configuration page 28-32

Model		
Description	Part Number	
	4M / 12.5'	8M / 25'
WLD ICON Ribbed Tig Package	RPWP18-RB-12-ZC1	RPWP18-RB-25-ZC2

Alternative torch packages can be configured using the configurator on page 9 or at www.parkertorchology.com

Model			
Part Number	Description	Part Number	Description
1	PWP18 Torch Body Standard	11	P45V09OB-GS7 Gas hose x12.5ft 5/8" UNF Male O/B
2	P98W18 Back Cap 'O' Ring		P45V10OB-GS7 Gas hose x25ft 5/8" UNF Male O/B
3	P57Y02 Back Cap Long	12	PWC-4-12 Zipper Cover-12ft (3.6m) 30mm Bore
4	P300M Back Cap Medium		PWC-4-25 Zipper Cover-25ft (7.6m) 30mm Bore
5	P57Y04 Back Cap Short		
6	PB5041 Water Hose Clamp 8.7mm		
7	PH200R Ribbed Handle, Large Push On.		
8	P0315071 Insulation Boot		
9	P40V64RB-APC4 Power Cable 12.5ft 7/8 UNF LH Male Rubber		
	P41V29RB-APC4 Power Cable 25ft 7/8 UNF LH Male Rubber		
10	P45V07OB-WF2 Water hose x12.5ft 5/8" UNF LH Male O/B		
	P45V08OB-WF2 Water hose x25ft 5/8" UNF LH Male O/B		

WP 18SC Water-Cooled Tig Welding Torch
Rating: 410 DC, 290 AC @ 60% duty cycle.

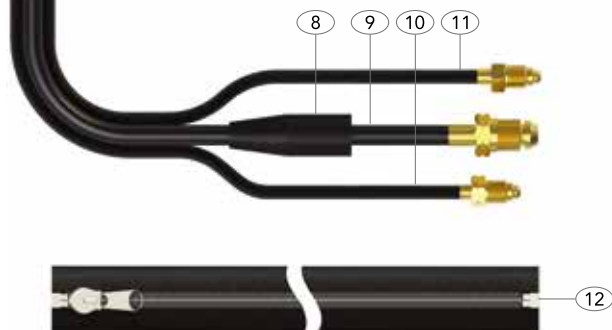


Wear parts identification page 20-27
Wear parts configuration page 28-32

Model		
Description	Part Number	
	4M / 12.5'	8M / 25'
WLD ICON Ribbed Tig Package	RPWP18SC-RB-12-ZC1	RPWP18SC-RB-25-ZC2

Alternative torch packages can be configured using the configurator on page 9 or at www.parkertorchology.com

Model			
Part Number	Description	Part Number	Description
1	PWP18SC Torch Body	10	P45V07OB-WF2 Water hose x12.5ft 5/8" UNF LH Male O/B
2	P98W18 Back Cap 'O' Ring	P45V08OB-WF2	Water hose x25ft 5/8" UNF LH Male O/B
3	P57Y02 Back Cap Long	11	P45V09OB-GS7 Gas hose x12.5ft 5/8" UNF Male O/B
4	P300M Back Cap Medium	P45V10OB-GS7	Gas hose x25ft 5/8" UNF Male O/B
5	P57Y04 Back Cap Short	12	PWC-4-12 Zipper Cover-12ft (3.6m) 30mm Bore
6	PB5041 Water Hose Clamp 8.7mm	PWC-4-25	Zipper Cover-25ft (7.6m) 30mm Bore
7	PH200R Ribbed Handle, Large Push On.		
8	P0315071 Insulation Boot		
9	P40V64RB-APC4 Power Cable 12.5ft 7/8 UNF LH Male Rubber		
	P41V29RB-APC4 Power Cable 25ft 7/8 UNF LH Male Rubber		



WLD ICON Ribbed Handle Series

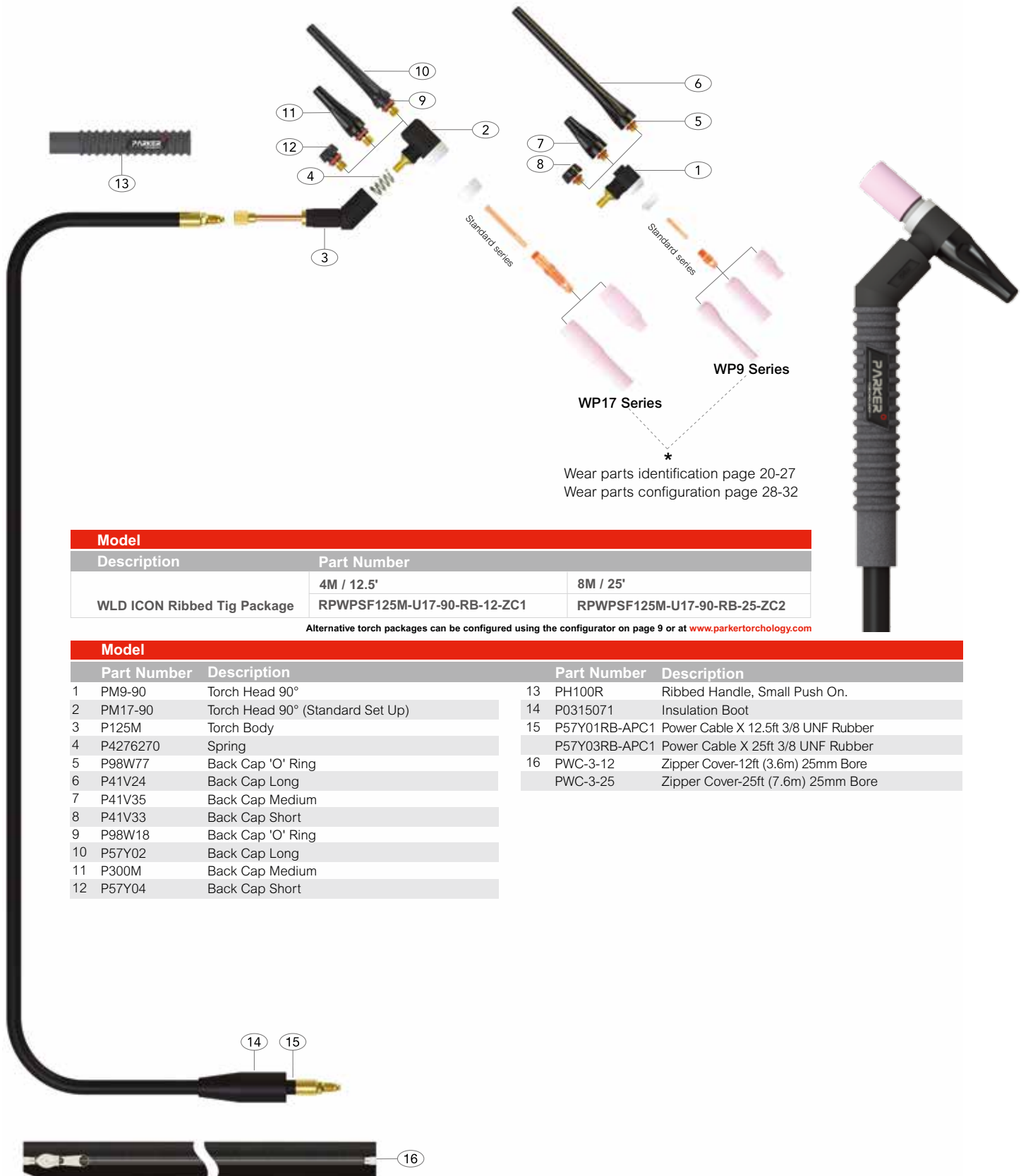
USA Terminations

WP 125M

Air-Cooled Tig Welding Torch

Rating: PM9-90 head 95A DC, 65A AC @ 35% duty cycle.

Rating: PM17-90 head 135A DC, 95A AC @ 35% duty cycle.



*
Wear parts identification page 20-27
Wear parts configuration page 28-32

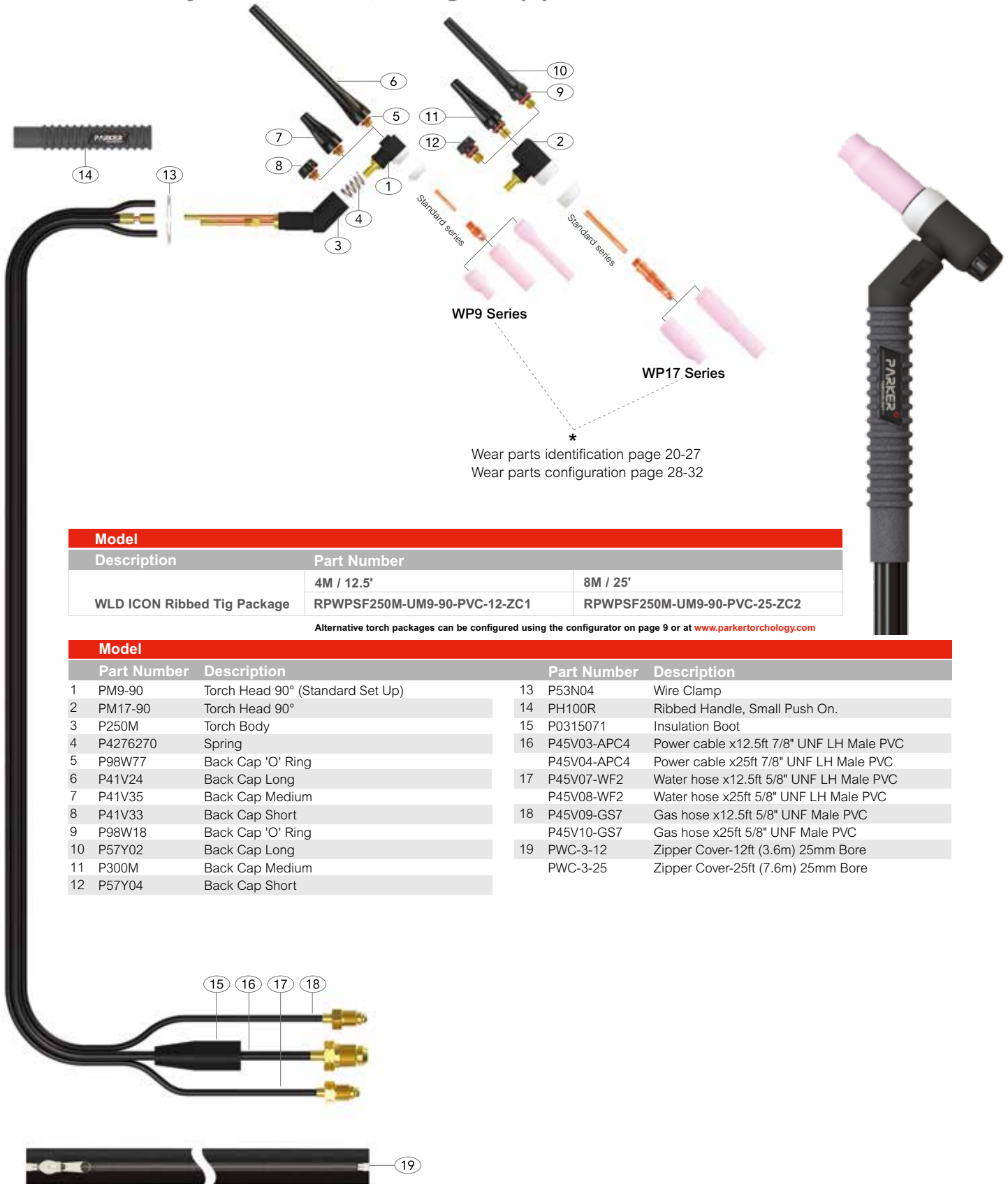
Model		
Description	Part Number	
	4M / 12.5'	8M / 25'
WLD ICON Ribbed Tig Package	RPWPSF125M-U17-90-RB-12-ZC1	RPWPSF125M-U17-90-RB-25-ZC2

Alternative torch packages can be configured using the configurator on page 9 or at www.parkertorchology.com

Model			
Part Number	Description	Part Number	Description
1	PM9-90 Torch Head 90°	13	PH100R Ribbed Handle, Small Push On.
2	PM17-90 Torch Head 90° (Standard Set Up)	14	P0315071 Insulation Boot
3	P125M Torch Body	15	P57Y01RB-APC1 Power Cable X 12.5ft 3/8 UNF Rubber
4	P4276270 Spring		P57Y03RB-APC1 Power Cable X 25ft 3/8 UNF Rubber
5	P98W77 Back Cap 'O' Ring	16	PWC-3-12 Zipper Cover-12ft (3.6m) 25mm Bore
6	P41V24 Back Cap Long		PWC-3-25 Zipper Cover-25ft (7.6m) 25mm Bore
7	P41V35 Back Cap Medium		
8	P41V33 Back Cap Short		
9	P98W18 Back Cap 'O' Ring		
10	P57Y02 Back Cap Long		
11	P300M Back Cap Medium		
12	P57Y04 Back Cap Short		

WP 250M

Water-Cooled Tig Welding Torch
 Rating: PM9-90 head 225A DC, 160A AC @ 60% duty cycle.
 Rating: PM17-90 head 250A DC, 175A AC @ 60% duty cycle.



*
 Wear parts identification page 20-27
 Wear parts configuration page 28-32

Model		
Description	Part Number	
	4M / 12.5'	8M / 25'
WLD ICON Ribbed Tig Package	RPWPSF250M-UM9-90-PVC-12-ZC1	RPWPSF250M-UM9-90-PVC-25-ZC2

Alternative torch packages can be configured using the configurator on page 9 or at www.parkertorchology.com

Model			
Part Number	Description	Part Number	Description
1	PM9-90 Torch Head 90° (Standard Set Up)	13	P53N04 Wire Clamp
2	PM17-90 Torch Head 90°	14	PH100R Ribbed Handle, Small Push On.
3	P250M Torch Body	15	P0315071 Insulation Boot
4	P4276270 Spring	16	P45V03-APC4 Power cable x12.5ft 7/8" UNF LH Male PVC
5	P98W77 Back Cap 'O' Ring		P45V04-APC4 Power cable x25ft 7/8" UNF LH Male PVC
6	P41V24 Back Cap Long	17	P45V07-WF2 Water hose x12.5ft 5/8" UNF LH Male PVC
7	P41V35 Back Cap Medium		P45V08-WF2 Water hose x25ft 5/8" UNF LH Male PVC
8	P41V33 Back Cap Short	18	P45V09-GS7 Gas hose x12.5ft 5/8" UNF Male PVC
9	P98W18 Back Cap 'O' Ring		P45V10-GS7 Gas hose x25ft 5/8" UNF Male PVC
10	P57Y02 Back Cap Long	19	PWC-3-12 Zipper Cover-12ft (3.6m) 25mm Bore
11	P300M Back Cap Medium		PWC-3-25 Zipper Cover-25ft (7.6m) 25mm Bore
12	P57Y04 Back Cap Short		

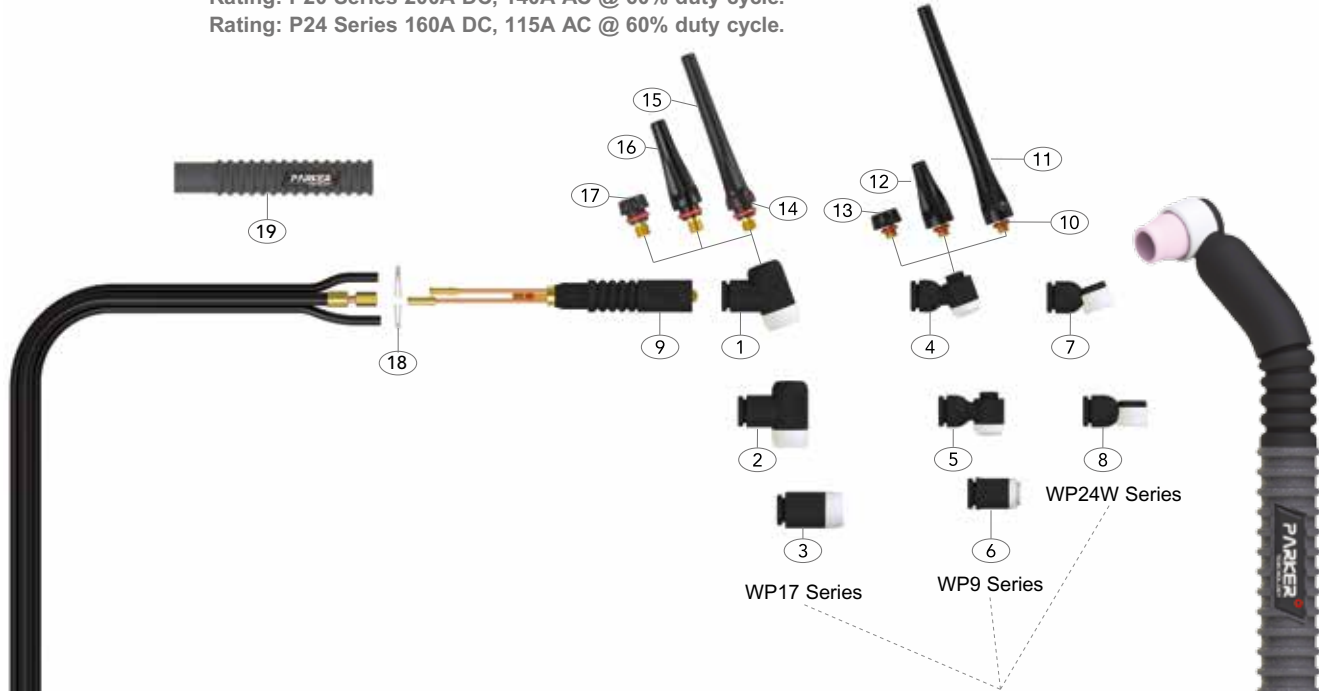
WLD ICON Ribbed Handle Series

USA Terminations



WP 225F

Water-Cooled TIG Welding Torch
 Rating: P18 Series 225A DC, 160A AC @ 60% duty cycle.
 Rating: P20 Series 200A DC, 140A AC @ 60% duty cycle.
 Rating: P24 Series 160A DC, 115A AC @ 60% duty cycle.

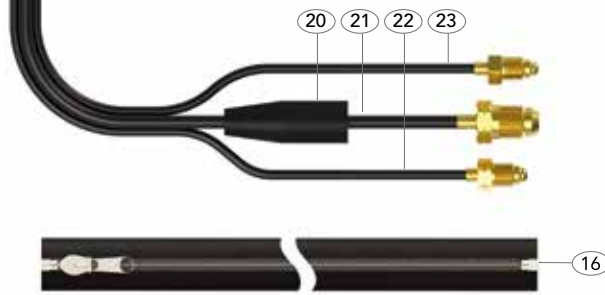


Wear parts identification page 20-27
 Wear parts configuration page 28-32

Model		
Description	Part Number	
WLD ICON Ribbed TIG Package	4M / 12.5'	8M / 25'
	RPWPSF225-U18-70-PVC-12-ZC1	RPWPSF225-U18-70-PVC-25-ZC2

Alternative torch packages can be configured using the configurator on page 9 or at www.parkertorchology.com

Model			
Part Number	Description	Part Number	Description
1	P18-70 Torch Head 70° (Standard Set Up)	16	P300M Back Cap Medium
2	P18-90 Torch Head 90°	17	P57Y04 Back Cap Short
3	P18-180 Torch Head 180°	18	P53N04 Wire Clamp
4	P20-70 Torch Head 70°	19	PH100R Ribbed Handle, Small Push On.
5	P20-90 Torch Head 90°	20	P0315071 Insulation Boot
6	P20-180 Torch Head 180°	21	P45V03-APC4 Power Cable X 12.5ft LH Male PVC
7	P24-70 Torch Head 70°		P45V04-APC4 Power Cable X 25f LH Male PVC
8	P24-90 Torch Head 90°	22	P45V07-WF2 Water hose x12.5ft 5/8" UNF LH Male PVC
9	P225F Torch Body		P45V08-WF2 Water hose x25ft 5/8" UNF LH Male PVC
10	P98W77 Back Cap 'O' Ring	23	P45V09-GS7 Gas hose x12.5ft 5/8" UNF Male PVC
11	P41V24 Back Cap Long		P45V10-GS7 Gas hose x25ft 5/8" UNF Male PVC
12	P41V35 Back Cap Medium	24	PWC-3-12 Zipper Cover-12ft (3.6m) 25mm Bore
13	P41V33 Back Cap Short		PWC-3-25 Zipper Cover-25ft (7.6m) 25mm Bore
14	P98W18 Back Cap 'O' Ring		
15	P57Y02 Back Cap Long		

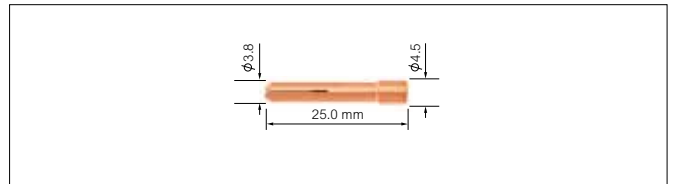


Standard Collets


WLD 17/18/18SC/26/125M/250M/225F		Electrode Size	
Part No.	Description	MM	INCH
		P10N21	Standard Collet
P10N22	Standard Collet	1.0	0.040
P10N23	Standard Collet	1.6	1/16
P10N23M	Standard Collet	2.0	5/64
P10N24	Standard Collet	2.4	3/32
P10N25	Standard Collet	3.2	1/8



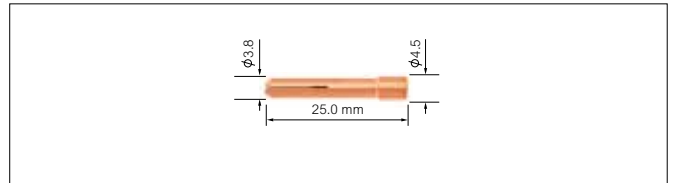
WLD 9/20/125M/250M/225F		Electrode Size	
Part No.	Description	MM	INCH
		P13N20	Standard Collet
P13N21	Standard Collet	1.0	0.040
P13N22	Standard Collet	1.6	1/16
P13N22M	Standard Collet	2.0	5/64
P13N23	Standard Collet	2.4	3/32



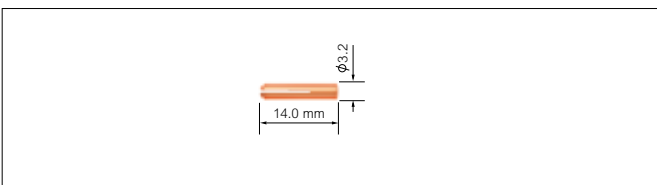
WLD 18/18SC/125M/250M/225F		Electrode Size	
Part No.	Description	MM	INCH
		P54N20	Standard Collet



WLD 20/125M/250M/225F		Electrode Size	
Part No.	Description	MM	INCH
		P13N24	Standard Collet

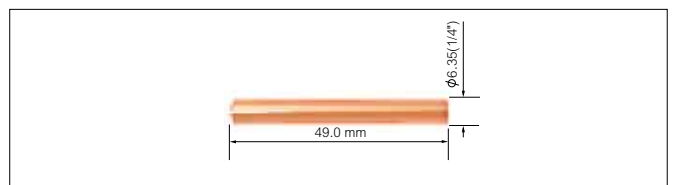


WLD 24W/225F		Electrode Size	
Part No.	Description	MM	INCH
		P53N14	Standard Collet
P53N16	Standard Collet	1.0	0.040



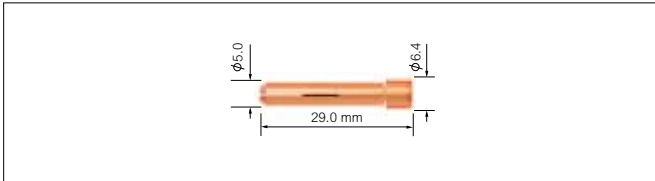
Heavy Duty Collets

WLD 18SC		Electrode Size	
Part No.	Description	MM	INCH
		P10N25HD	Heavy Duty Collet
P54N20HD	Heavy Duty Collet	4.0	5/32
P18C36	Heavy Duty Collet	4.8	3/16



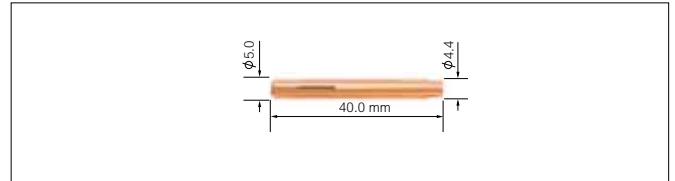
Stubby Series Collets

WLD		17/18/26/125M/250M/225F	
Part No.	Description	Electrode Size	
		MM	INCH
P10N21S	Stubby Series Collet	0.5	0.020
P10N22S	Stubby Series Collet	1.0	0.040
P10N23S	Stubby Series Collet	1.6	1/16
P10N24S	Stubby Series Collet	2.4	3/32
P10N25S	Stubby Series Collet	3.2	1/8



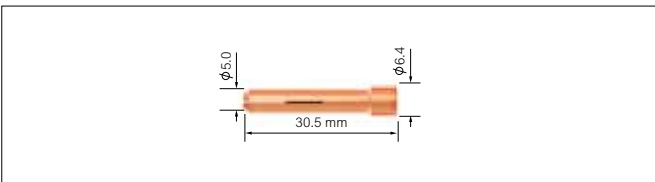
Large Diameter Gas Lens Collets

WLD		9/20/125M/250M/225F	
Part No.	Description	Electrode Size	
		MM	INCH
P13N20L	Large Diameter Gas Lens Collet	0.5	0.020
P13N21L	Large Diameter Gas Lens Collet	1.0	0.040
P13N22L	Large Diameter Gas Lens Collet	1.6	1/16
P13N23L	Large Diameter Gas Lens Collet	2.4	3/32
P13N24L	Large Diameter Gas Lens Collet	3.2	1/8




Stubby Series Collets

WLD		17/18/26/125M/250M/225F	
Part No.	Description	Electrode Size	
		MM	INCH
PSTB13N20	Stubby Series Collet	0.5	0.020
PSTB13N21	Stubby Series Collet	1.0	0.040
PSTB13N22	Stubby Series Collet	1.6	1/16
PSTB13N22M	Stubby Series Collet	2.0	5/64
PSTB13N23	Stubby Series Collet	2.4	3/32
PSTB13N24	Stubby Series Collet	3.2	1/8



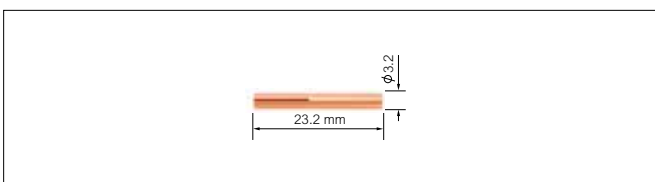
Standard Collet Bodies

WLD		17/18/26/125M/250M/225F	
Part No.	Description	Electrode Size	
		MM	INCH
P10N28	Standard Collet Body	3.2	1/8
P10N29	Standard Collet Body	0.5	0.020
P10N30	Standard Collet Body	1.0	0.040
P10N31	Standard Collet Body	1.6	1/16
P10N31M	Standard Collet Body	2.0	5/64
P10N32	Standard Collet Body	2.4	3/32



Gas Lens Collets

WLD		24W/225F	
Part No.	Description	Electrode Size	
		MM	INCH
P53N64	Gas Lens Collet	1.6	1/16

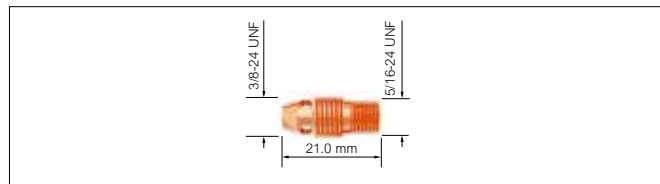


WLD		18/250M/225F	
Part No.	Description	Electrode Size	
		MM	INCH
P406488	Standard Collet Body	4.0	5/32

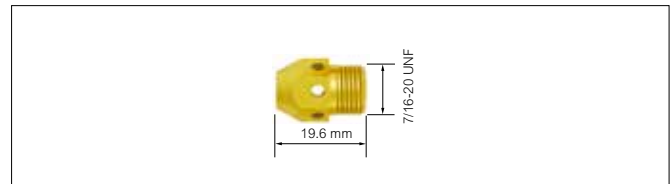


Standard Collet Bodies

WLD		9/20/125M/250M/225F	
Part No.	Description	Electrode Size	
		MM	INCH
P13N25	Standard Collet Body	0.5	0.020
P13N26	Standard Collet Body	1.0	0.040
P13N27	Standard Collet Body	1.6	1/16
P13N27M	Standard Collet Body	2.0	5/64
P13N28	Standard Collet Body	2.4	3/32
P13N29	Standard Collet Body	3.2	1/8

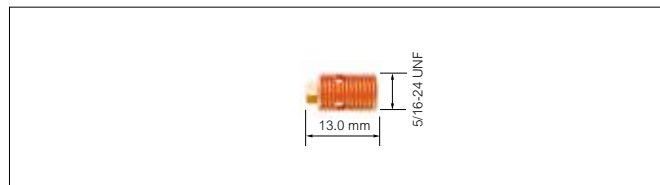


WLD		18SC
Part No.	Description	Bore
		MM
PNCB-36	Heavy Duty Nose Collet Body	5.0



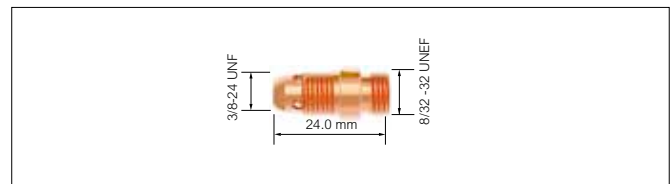
Standard Collet Bodies

WLD		24W/225F	
Part No.	Description	Electrode Size	
		MM	INCH
P53N18	Standard Collet Body	1.0	0.040
P53N19	Standard Collet Body	1.6	1/16
P24CB332	Standard Collet Body	2.4	3/32



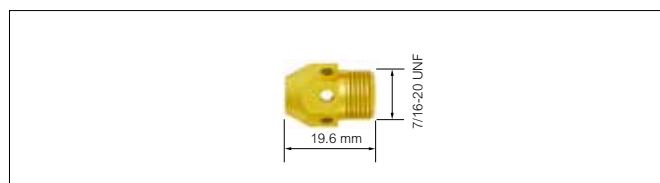
Stubby Collet Bodies

WLD		17/18/26/125M/250M/225F	
Part No.	Description	Bore	
		MM	
P17CB20	Stubby Collet Body	3.5	




Heavy Duty Collet Bodies

WLD		18SC
Part No.	Description	Bore
		MM
PNCB-53	Standard Nose Collet Body	3.4

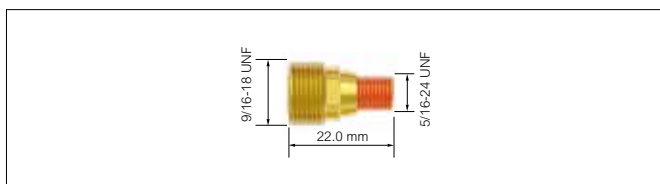


WLD		17/18/26/125M/250M/225F	
Part No.	Description	Electrode Size	
		MM	INCH
P45V24	Gas Lens Body	1.0	0.040
P45V25	Gas Lens Body	1.6	1/16
P45V25M	Gas Lens Body	2.0	5/64
P45V26	Gas Lens Body	2.4	3/32
P45V27	Gas Lens Body	3.2	1/8
P45V28	Gas Lens Body	4.0	5/32
P45V29	Gas Lens Body	0.5	0.020

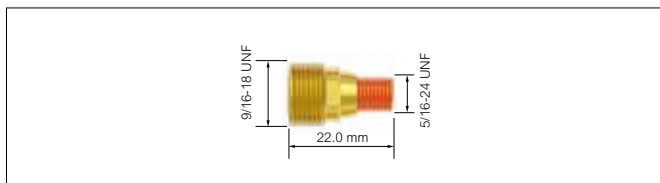


Gas Lens Bodies

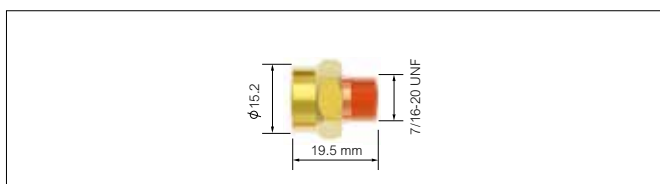
WLD		9/20/24W/125M/250M/225F	
Part No.	Description	Electrode Size	
		MM	INCH
P45V41	Gas Lens Body	0.5	0.020
P45V42	Gas Lens Body	1.0	0.040
P45V43	Gas Lens Body	1.6	1/16
P45V43M	Gas Lens Body	2.0	5/64
P45V44	Gas Lens Body	2.4	3/32



WLD		9/20/125M/250M/225F	
Part No.	Description	Electrode Size	
		MM	INCH
P45V45	Gas Lens Body	3.2	1/8

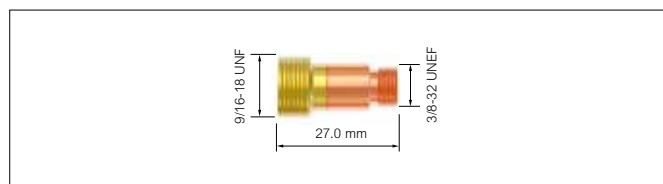


WLD		18SC	
Part No.	Description	Electrode Size	
		MM	INCH
P18GL16	Gas Lens Body	1.6	1/16
P18GL32	Gas Lens Body	2.4	3/32
P18GL18	Gas Lens Body	3.2	1/8
P18GL53	Gas Lens Body	4.0	5/32
P18GL36	Gas Lens Body	4.8	3/16



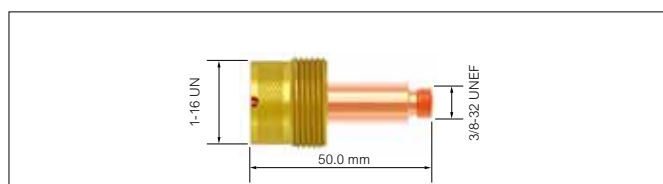
Stubby Gas Lens Bodies

WLD		17/18/26/125M/250M/225F	
Part No.	Description	Electrode Size	
		MM	INCH
PSTB45V41	Stubby Gas Lens Body	0.5	0.020
PSTB45V42	Stubby Gas Lens Body	1.0	0.040
PSTB45V43	Stubby Gas Lens Body	1.6	1/16
PSTB45V43M	Stubby Gas Lens Body	2.0	5/64
PSTB45V44	Stubby Gas Lens Body	2.4	3/32
PSTB45V45	Stubby Gas Lens Body	3.2	1/8



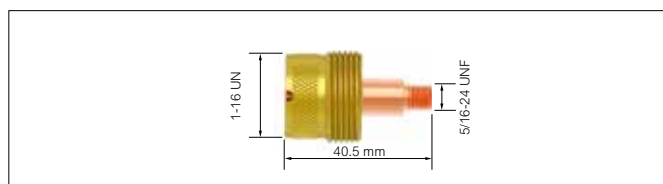
Large Diameter Gas Lens Bodies

WLD		17/18/26/125M/250M/225F	
Part No.	Description	Electrode Size	
		MM	INCH
P45V0204	Large Diameter Gas Lens Body	1.0	0.040
P45V116	Large Diameter Gas Lens Body	1.6	1/16
P45V64	Large Diameter Gas Lens Body	2.4	3/32
P45V63	Large Diameter Gas Lens Body	4.0	5/32
P995795	Large Diameter Gas Lens Body	3.2	1/8



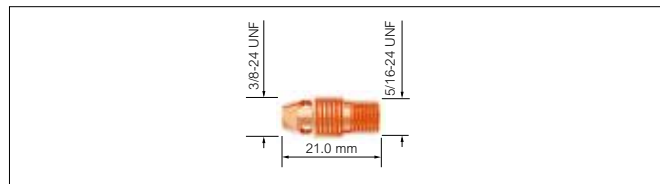
Large Diameter Gas Lens Bodies

WLD		9/20/125M/250M/225F	
Part No.	Description	Electrode Size	
		MM	INCH
P45V0204S	Large Diameter Gas Lens Body	1.0	0.040
P45V116S	Large Diameter Gas Lens Body	1.6	1/16
P45V64S	Large Diameter Gas Lens Body	2.4	3/32
P995795S	Large Diameter Gas Lens Body	3.2	1/8
P45V63S	Large Diameter Gas Lens Body	4.0	5/32

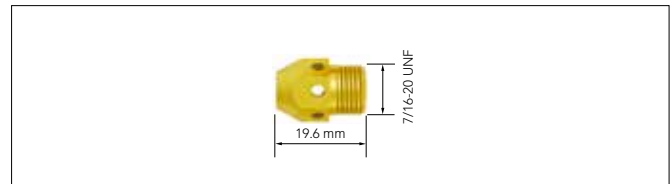


Standard Collet Bodies

WLD		9/20/125M/250M/225F	
Part No.	Description	Electrode Size	
		MM	INCH
P13N25	Standard Collet Body	0.5	0.020
P13N26	Standard Collet Body	1.0	0.040
P13N27	Standard Collet Body	1.6	1/16
P13N27M	Standard Collet Body	2.0	5/64
P13N28	Standard Collet Body	2.4	3/32
P13N29	Standard Collet Body	3.2	1/8

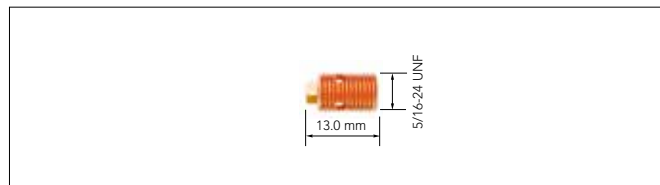


WLD		18SC
Part No.	Description	Bore
		MM
PNCB-36	Heavy Duty Nose Collet Body	5.0



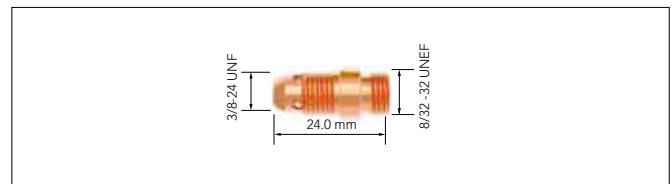
Standard Collet Bodies

WLD		24W/225F	
Part No.	Description	Electrode Size	
		MM	INCH
P53N18	Standard Collet Body	1.0	0.040
P53N19	Standard Collet Body	1.6	1/16
P24CB332	Standard Collet Body	2.4	3/32



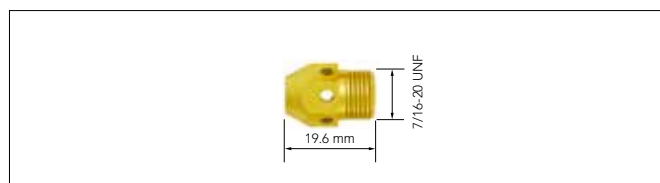
Stubby Collet Bodies

WLD		17/18/26/125M/250M/225F	
Part No.	Description	Bore	
		MM	
P17CB20	Stubby Collet Body	3.5	




Heavy Duty Collet Bodies

WLD		18SC
Part No.	Description	Bore
		MM
PNCB-53	Standard Nose Collet Body	3.4

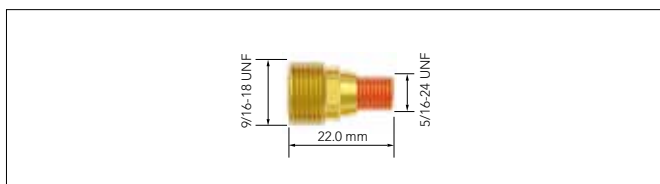


WLD		17/18/26/125M/250M/225F	
Part No.	Description	Electrode Size	
		MM	INCH
P45V24	Gas Lens Body	1.0	0.040
P45V25	Gas Lens Body	1.6	1/16
P45V25M	Gas Lens Body	2.0	5/64
P45V26	Gas Lens Body	2.4	3/32
P45V27	Gas Lens Body	3.2	1/8
P45V28	Gas Lens Body	4.0	5/32
P45V29	Gas Lens Body	0.5	0.020

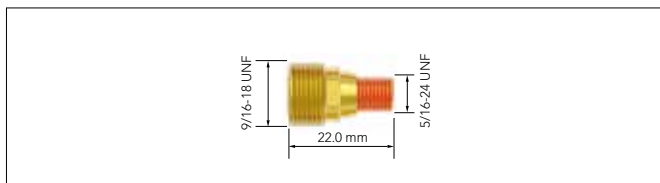


Gas Lens Bodies

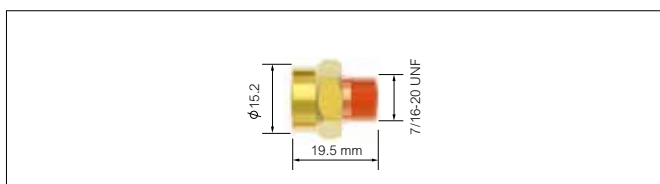
WLD		9/20/24W/125M/250M/225F	
Part No.	Description	Electrode Size	
		MM	INCH
P45V41	Gas Lens Body	0.5	0.020
P45V42	Gas Lens Body	1.0	0.040
P45V43	Gas Lens Body	1.6	1/16
P45V43M	Gas Lens Body	2.0	5/64
P45V44	Gas Lens Body	2.4	3/32



WLD		9/20/125M/250M/225F	
Part No.	Description	Electrode Size	
		MM	INCH
P45V45	Gas Lens Body	3.2	1/8

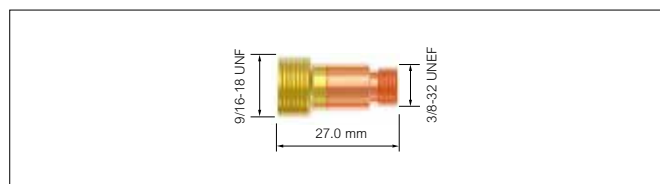


WLD		18SC	
Part No.	Description	Electrode Size	
		MM	INCH
P18GL16	Gas Lens Body	1.6	1/16
P18GL32	Gas Lens Body	2.4	3/32
P18GL18	Gas Lens Body	3.2	1/8
P18GL53	Gas Lens Body	4.0	5/32
P18GL36	Gas Lens Body	4.8	3/16



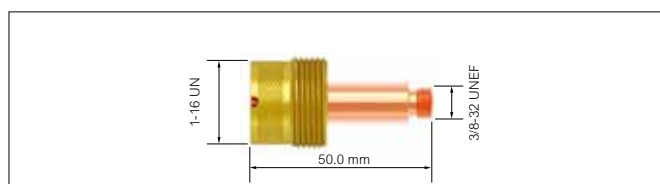
Stubby Gas Lens Bodies

WLD		17/18/26/125M/250M/225F	
Part No.	Description	Electrode Size	
		MM	INCH
PSTB45V41	Stubby Gas Lens Body	0.5	0.020
PSTB45V42	Stubby Gas Lens Body	1.0	0.040
PSTB45V43	Stubby Gas Lens Body	1.6	1/16
PSTB45V43M	Stubby Gas Lens Body	2.0	5/64
PSTB45V44	Stubby Gas Lens Body	2.4	3/32
PSTB45V45	Stubby Gas Lens Body	3.2	1/8



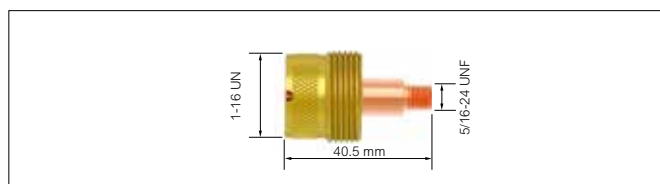
Large Diameter Gas Lens Bodies

WLD		17/18/26/125M/250M/225F	
Part No.	Description	Electrode Size	
		MM	INCH
P45V0204	Large Diameter Gas Lens Body	1.0	0.040
P45V116	Large Diameter Gas Lens Body	1.6	1/16
P45V64	Large Diameter Gas Lens Body	2.4	3/32
P45V63	Large Diameter Gas Lens Body	4.0	5/32
P995795	Large Diameter Gas Lens Body	3.2	1/8



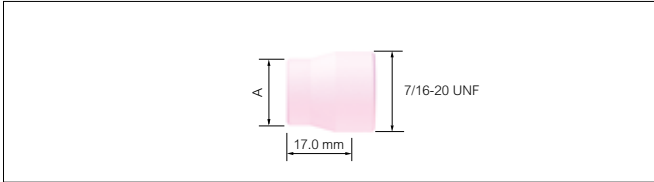
Large Diameter Gas Lens Bodies

WLD		9/20/125M/250M/225F	
Part No.	Description	Electrode Size	
		MM	INCH
P45V0204S	Large Diameter Gas Lens Body	1.0	0.040
P45V116S	Large Diameter Gas Lens Body	1.6	1/16
P45V64S	Large Diameter Gas Lens Body	2.4	3/32
P995795S	Large Diameter Gas Lens Body	3.2	1/8
P45V63S	Large Diameter Gas Lens Body	4.0	5/32



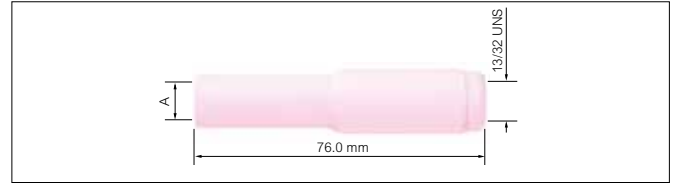
Standard Ceramic Cups

WLD		24W/225F		
Part No.	Description	Size	BoreA	
			MM	INCH
P53N24	Standard Ceramic Cup	4	6	1/4
P53N25	Standard Ceramic Cup	5	8	5/16
P53N27	Standard Ceramic Cup	6	10	3/8

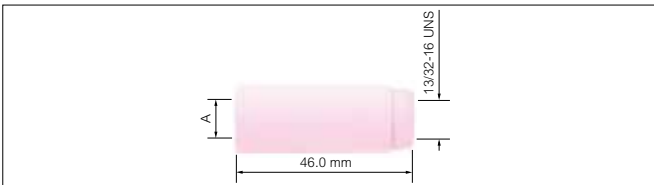


Standard Long Ceramic Cups

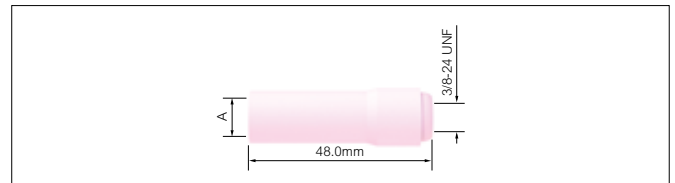
WLD		17/18/26/125M/250M/225F		
Part No.	Description	Size	BoreA	
			MM	INCH
P10N47L	Standard Long Ceramic Cup	7L	11	7/16
P10N48L	Standard Long Ceramic Cup	6L	10	3/8
P10N49L	Standard Long Ceramic Cup	5L	8	5/16



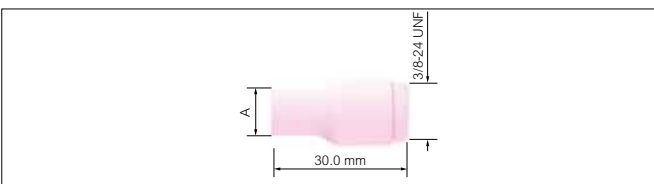
WLD		17/18/26/125M/250M/225F		
Part No.	Description	Size	BoreA	
			MM	INCH
P10N44	Standard Ceramic Cup	12	19	3/4
P10N45	Standard Ceramic Cup	10	16	5/8
P10N46	Standard Ceramic Cup	8	12.5	1/2
P10N47	Standard Ceramic Cup	7	11	7/16
P10N48	Standard Ceramic Cup	6	10	3/8
P10N49	Standard Ceramic Cup	5	8	5/16
P10N50	Standard Ceramic Cup	4	6	1/4



WLD		9/20/125M/250M/225F		
Part No.	Description	Size	BoreA	
			MM	INCH
P796F70	Standard Long Ceramic Cup	3	5	3/16
P796F71	Standard Long Ceramic Cup	4	6	1/4
P796F72	Standard Long Ceramic Cup	5	8	5/16
P796F73	Standard Long Ceramic Cup	6	10	3/8

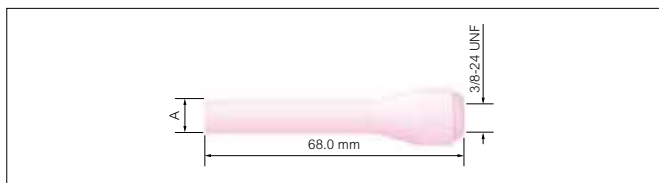


WLD		9/17/18/20/26/125M/250M/225F		
Part No.	Description	Size	BoreA	
			MM	INCH
P13N08	Standard Ceramic Cup	4	6	1/4
P13N09	Standard Ceramic Cup	5	8	5/16
P13N10	Standard Ceramic Cup	6	10	3/8
P13N11	Standard Ceramic Cup	7	11	7/16
P13N12	Standard Ceramic Cup	8	12.5	1/2
P13N13	Standard Ceramic Cup	10	16	5/8



Standard Extra Long Ceramic Cups

WLD		9/20/125M/250M/225F		
Part No.	Description	Size	BoreA	
			MM	INCH
P796F74	Standard Extra Long Ceramic Cup	3	5	3/16
P796F75	Standard Extra Long Ceramic Cup	4	6	1/4
P796F76	Standard Extra Long Ceramic Cup	5	8	5/16
P796F77	Standard Extra Long Ceramic Cup	6	10	3/8



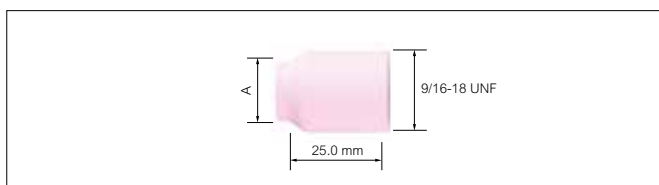
Long Gas Lens Ceramic Cups

WLD		17/18/18SC/26/125M/250M/225F		
Part No.	Description	Size	BoreA	
			MM	INCH
P54N15L	Long Gas Lens Ceramic Cup	7	11	7/16
P54N16L	Long Gas Lens Ceramic Cup	6	10	3/8
P54N17L	Long Gas Lens Ceramic Cup	5	8	5/16



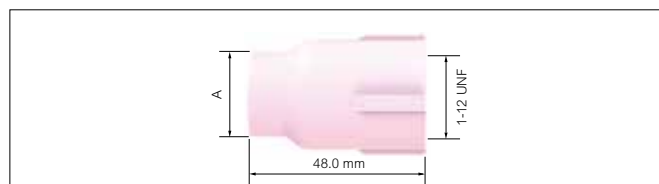
Gas Lens Cups

WLD		9/17/18/20/24W/26/125M/250M/225F		
Part No.	Description	Size	BoreA	
			MM	INCH
P53N58	Gas Lens Cup	4	6	1/4
P53N59	Gas Lens Cup	5	8	5/16
P53N60	Gas Lens Cup	6	10	3/8
P53N61	Gas Lens Cup	7	11	7/16
P53N61S	Gas Lens Cup	8	12.5	1/2

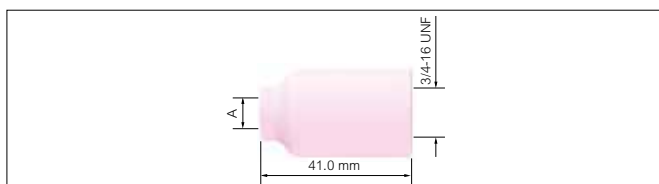


Large Diameter Gas Lens Cups

WLD		9/17/18/20/26/125M/250M/225F		
Part No.	Description	Size	BoreA	
			MM	INCH
P57N74	Large Diameter Gas Lens Cup	8	12.5	1/2
P57N75	Large Diameter Gas Lens Cup	6	10	3/8
P53N87	Large Diameter Gas Lens Cup	12	19	3/4
P53N88	Large Diameter Gas Lens Cup	10	16	5/8



WLD		17/18/18SC/26/125M/250M/225F		
Part No.	Description	Size	BoreA	
			MM	INCH
P54N14	Gas Lens Cup	8	12.5	1/2
P54N15	Gas Lens Cup	7	11	7/16
P54N16	Gas Lens Cup	6	10	3/8
P54N17	Gas Lens Cup	5	8	5/16
P54N18	Gas Lens Cup	4	6	1/4
P54N19	Gas Lens Cup	11	17	11/16



WP 9/20 Series

Standard Series



P598882
Gasket



P13N Range
Standard Collet



P13N Range
Standard Collet Body



P796F Range
Standard Extra Long
Ceramic Cup



P796F Range
Standard Long Ceramic Cup



P13N Range
Standard Ceramic Cup

Gas Lens Series



P598882
Gasket



P13N Range
Standard Collet



P45V Range
Gas Lens Body



P53N Range
Gas Lens Ceramic Cup

Large Gas Lens Series



P598882
Gasket



P54N63-20
Gasket



P13NL Range
Large Diameter
Gas Lens Collet



P45V Range
Large Diameter Gas Lens Body



Large Diameter
Gas Lens Ceramic Cup

*Wear Parts part number and sizes are available on pages 20-27

WP 17/18/26 Series

Standard Series



P18CG
Gasket




P10N Range
Standard Collet



P10N Range
Standard Collet Body



P10N Range
Standard Long Ceramic Cup



P10N Range
Standard Ceramic Cup

Stubby Series



P18CG20
Gasket



P10N Range
Stubby Collet



P17CB20
Stubby Collet Body



P13N Range
Standard Ceramic Cup

Gas Lens Series



P18CG
Gasket



P54N01
Gasket



P10N Range
Standard Collet



P45 Range
Gas Lens Body



P54N Range
Long Gas Lens Ceramic Cup



P54N Range
Gas Lens Ceramic Cup

Wear Parts Configuration Tables

Stubby Gas Lens Series













				P53N Range Gas Lens Ceramic Cup
PSTB80300236 Gasket	PSTB13N Range Stubby Collet	PSTB45V Range Stubby Gas Lens Body		

Large Gas Lens Series

					Large Diameter Gas Lens Ceramic Cup
P18CG Gasket	P54N63 Gasket	P10N Range Standard Collet	P45V Range Large Diameter Gas Lens Body		









*Wear Parts part number and sizes are available on pages 20-27

WP 18SC Series

Standard Series					P54N Range Gas Lens Ceramic Cup
					
Gas Lens Series					P54N Range Gas Lens Ceramic Cup
					

*Wear Parts part number and sizes are available on pages 20-27

WP 24W Series

Standard Series					P53N Range Standard Ceramic Cup
					P53N Range Gas Lens Ceramic Cup

*Wear Parts part number and sizes are available on pages 20-27

WP 125/250 Multijust™ Series

WP 9/20 head configuration

Standard Series



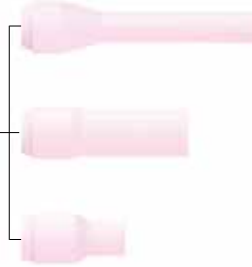
P598882
Gasket



P13N Range
Standard Collet



P13N Range
Standard Collet Body



P796F Range
Standard Extra Long
Ceramic Cup

P796F Range
Standard Long Ceramic Cup

P13N Range
Standard Ceramic Cup

Gas Lens Series



P598882
Gasket



P13N Range
Standard Collet



P45V Range
Gas Lens Body



P53N Range
Gas Lens Ceramic Cup

Large Gas Lens Series



P598882
Gasket



P54N63-20
Gasket



P13NL Range
Large Diameter
Gas Lens Collet



P45V Range
Large Diameter Gas Lens Body



Large Diameter
Gas Lens Ceramic Cup

*Wear Parts part number and sizes are available on pages 20-27

WP 17/18/26 head configuration

Standard Series



P18CG
Gasket



P10N Range
Standard Collet



P10N Range
Standard Collet Body



P10N Range
Standard Long Ceramic Cup

P10N Range
Standard Ceramic Cup

Stubby Series



P18CG20
Gasket



P10N Range
Stubby Collet



P17CB20
Stubby Collet Body



P13N Range
Standard Ceramic Cup

Gas Lens Series



P18CG
Gasket




P54N01
Gasket



P10N Range
Standard Collet



P45 Range
Gas Lens Body



P54N Range
Long Gas Lens Ceramic Cup

P54N Range
Gas Lens Ceramic Cup

Wear Parts Configuration Tables

Stubby Gas Lens Series



P53N Range
Gas Lens Ceramic Cup

Large Gas Lens Series



Large Diameter
Gas Lens Ceramic Cup

*Wear Parts part number and sizes are available on pages 20-27

WP 225F Series

WP 9/20 head configuration

Standard Series



P796F Range
Standard Extra Long
Ceramic Cup

P796F Range
Standard Long Ceramic Cup

P13N Range
Standard Ceramic Cup

Gas Lens Series



P53N Range
Gas Lens Ceramic Cup

Large Gas Lens Series



Large Diameter
Gas Lens Ceramic Cup

*Wear Parts part number and sizes are available on pages 20-27

WP 17/18/26 head configuration

Standard Series



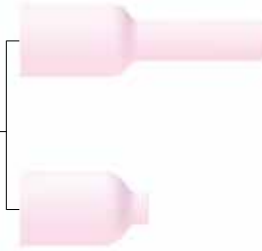
P10N Range
Standard Long Ceramic Cup

P10N Range
Standard Ceramic Cup

Stubby Series



Gas Lens Series



Stubby Gas Lens Series




Large Gas Lens Series



*Wear Parts part number and sizes are available on pages 20-27

WP 24W head configuration

Standard Series



*Wear Parts part number and sizes are available on pages 20-27

Product Range:

MIG/MAG

- Welding torches
- Analogue/Digital control torches
- Push Pull torches
- Automatic and special torches

TIG

- Welding torches
- Analogue/Digital control torches
- Automatic and special torches

PLASMA

- Cutting torches
- Automatic and special torches

WELDING ACCESSORIES

- Machine side connectors
- Cable plugs and sockets

Dealer stamp:

The design, manufacturing and quality systems of Parker Torchology
are certified by BVQI in accordance with ISO 9001-2008

All products conform to EN60974-7   RoHS2 REACH 