

# Multimatic® 255

**MIG/Multiprocess Power Source,  
Wire Feeder and Gun Package**



## Quick Specs

### Industrial Applications

Contract welding services  
Plant maintenance shops  
General fabricators

### Processes

MIG (GMAW)  
Pulsed MIG (GMAW-P)  
Flux-cored (FCAW)  
DC stick (SMAW)  
DC Lift-Arc™ TIG (GTAW)  
Pulsed TIG (GTAW-P)

**Input Power** Auto-Line™ 208–575 V, single-phase

**Rated Output** **MIG:** 230 A at 25.5 V, 60% duty cycle  
**Stick:** 200 A at 28 V, 60% duty cycle  
**TIG:** 275 A at 21 V, 60% duty cycle

**Amperage Range** 5–350 A

**Net Weight** **Machine only:** 84 lb. (38 kg)  
**Machine with running gear:** 148 lb. (67 kg)

## Easy to Use. Versatility. Portability.

**THINK  
SIMPLY. WELD  
SMARTER.**

Built for professionals in the MRO and light manufacturing/fabrication segments who want a smaller, versatile welder with intuitive setup to increase efficiencies and productivity. This 250-amp inverter multiprocess welder is **easy to use**, will deliver **versatility** for faster uptime and performance, while allowing for **portability**.



Machine only

Machine with running gear



Heavy-duty aluminum two-drive-roll system

## Easy to Use



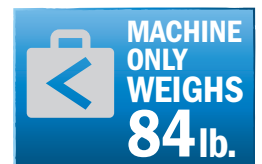
Quick and easy setup

## Versatility



Multiple processes with only one machine

## Portability



Easier to get to the work



Welder is warrantied for three years, parts and labor.  
Gun warrantied for 90 days, parts only.



**Miller Electric Mfg. LLC**  
An ITW Welding Company  
1635 West Spencer Street  
P.O. Box 1079  
Appleton, WI 54912-1079 USA

**Equipment Sales US and Canada**  
Phone: 866-931-9730  
FAX: 800-637-2315  
International Phone: 920-735-4554  
International FAX: 920-735-4125

**MillerWelds.com**  
f t y i n



# Multimatic® 255 Features and Benefits

## Easy to Use



Pulsed MIG setup screen

Connection screen for MIG process using C10 gas

**Easy-to-understand interface with 7-inch color LCD display** ensures proper machine setup and parameter selection, reducing setup time and increasing weld time.

- Quick-access process and weld mode backlit buttons across the top illuminate when active.
- Soft-key buttons below the display change function depending on which screen is displayed. Makes setup or change quick, easy and intuitive.
- Large text for easier readability.
- Intuitive connection setup images.
- Full troubleshooting descriptions versus help errors and look up codes.

**Auto-Set™ Elite** offers predefined weld settings to increase ease of use and ensure that the job is done right for operators of all skill levels.



- Available for MIG, pulsed MIG, stick and DC TIG processes with the ability to fine-tune your settings.
- Set weld parameters by selecting:
  - MIG (shown) — wire and gas type, wire diameter and material thickness
  - Stick — electrode type, electrode diameter and material thickness
  - DC Lift-Arc™ TIG — remote on/off, tungsten diameter and material thickness

**Program mode** allows easy save and recall of favorite weld settings.

- Save up to four programs for each process.
- Deliver more productivity by eliminating need to manually set parameters.
- Deliver consistent quality by welders of all skill levels with prequalified settings.
- Minimize supervisor intervention.



**MDX-250 MIG gun with AccuLock™ S consumable system** features a dual-locked, front-loading liner that optimizes wire feedability.

**AccuLock™**

- Install AccuLock contact tips with a single turn.
- AccuLock liner locks at front and back of gun to align with contact tip and power pin for a flawless wire feed path.
- Durable, ergonomic handle with overmolding improves grip and comfort.
- Ball-and-socket handle with rear swivel for increased gun maneuverability while reducing welder fatigue.

### Optional EZ-Select™ MIG gun

**MDX-250 EZ-Select MIG gun** has four LEDs on the back of the gun handle to indicate which program is selected.

- Simply tap gun trigger to select the program. The number of lit LEDs on gun indicate the selected program.
- No more going back to machine to change weld settings.
- No more having to move to see settings when front panel of machine is obstructed.



# Multimatic® 255 Features and Benefits

## Versatility



**Multiprocess capabilities** include MIG, flux cored, DC stick (6010) and DC Lift-Arc™ TIG welding. The Multimatic 255 also has pulsing capability that allows it to do pulsed MIG and TIG welding.

**Compatible with push-pull MIG guns.** Increases productivity by allowing the use of 12-inch wire spools versus a spool gun's 4-inch spools. Reduces downtime from changing wire spools.

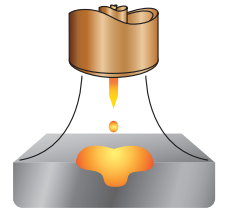
**Auto-Gun Detect™** automatically adjusts voltage, wire speed and timers for faster switching between MIG, push-pull and spool guns.



For portability and reliability Auto-Line™ allows for any single-phase input voltage hookup (208–575 V) with no manual linking, providing convenience in any job setting. Ideal solution for dirty or unreliable power.

**Pulsed MIG** welding delivers higher quality welds for ALL welders.

- Lower heat input for less distortion on thin materials and better puddle control on out-of-position welds.
- Less spatter minimizes post weld grinding and rework, allowing more welding time.
- Perform welding applications that couldn't be done in the past.
- Ideal for MIG welding aluminum and stainless steel.

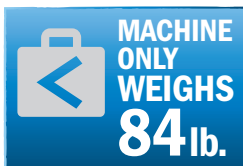


Best For	Standard Spray	Pulsed MIG	Short Circuit
Gap Filling	D	B	A
Low Heat Input	D	B	A
Out-of-Position Welds		A	B
Low Spatter	A	A	C
Thick Metals	A	A	D
Thin Metals		B	A
Increased Travel Speed	A	A	B
Aluminum MIG Welding	C	A	C

**HOT** **COLD**

*Ratings A, B, C, and D are relative values. An "A" rating indicates a best fit between your performance needs and process. A "blank" rating indicates that the process is not recommended for that application.*


## Portability



**Weight** is reduced by more than 50 percent compared to the Millermatic® 252.

### Optional EZ-Latch™ running gear

**EZ-Latch running gears** are available in single cylinder and dual cylinder models (included with package or can be ordered separately). Operators no longer need to lift machine AND running gear into the truck. Latches secure machine to running gear. Simply loosen the latch retaining knob and rotate latches to disengage machine from running gear for easy portability. Cylinder racks feature bottle forward technology for increased stability when moving along an incline and running gears have built-in storage for accessories. Dual cylinder model includes an elevated gun and cable rack to keep cables off the floor and tangle free.



Storage solution

Single cylinder running gear



Latches shown in open position without machine and in closed position securing the machine

Bottle forward technology



Dual cylinder running gear

Dual cylinder model includes elevated gun and cable rack



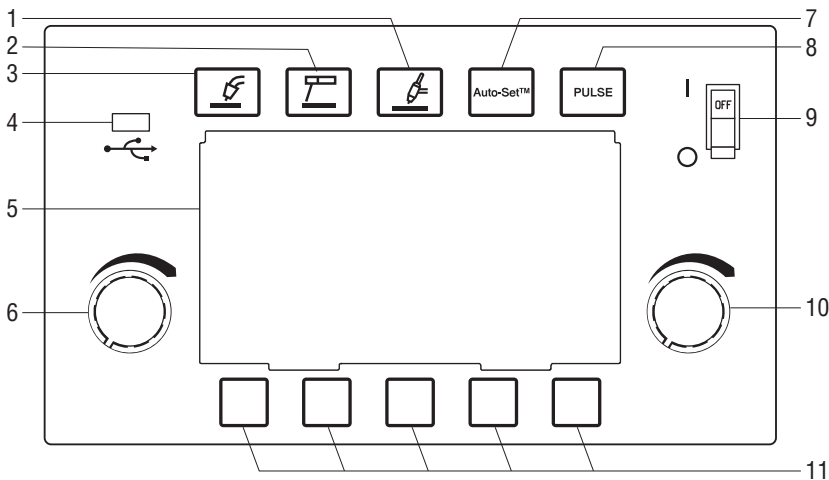
# Specifications (Subject to change without notice.)



Welding Process	Welding Amperage Range	Rated Output	Amps Input at Rated Output, 50/60 Hz						Wire Feed Speed	Max. Open-Circuit Voltage	Dimensions	Net Weight
			208 V	240 V	460 V	575 V	KVA	KW				
CV: MIG/flux-cored	20–350 A	230 A at 25.5 V, 60% duty cycle	34.7	29.7	17.1	14.3	8.2	8.2	50–800 ipm (1.3–20 m/min.)	81 VDC	<b>Machine only</b> H: 19.24 in. (489 mm) W: 13.75 in. (349 mm) D: 24.25 in. (616 mm) <b>Machine with running gear</b> H: 32 in. (813 mm) W: 13.75 in. (349 mm) D: 45 in. (1,143 mm)	<b>Machine only</b> 84 lb. (38 kg) <b>Machine with running gear</b> 148 lb. (67 kg)
CC: Stick	30–275 A	200 A at 28 V, 60% duty cycle	33.5	29	16.4	13.6	7.8	7.8	—			
CC: DC TIG	5–275 A	275 A at 21 V, 60% duty cycle	34.1	29.9	17	14.1	8.1	8.1	—			

Certified by Canadian Standards Association to both the Canadian and U.S. Standards.

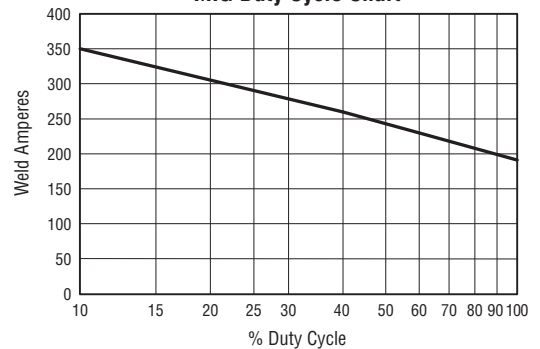
## Control Panel



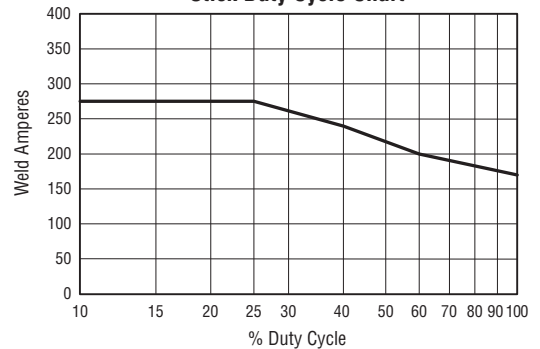
1. TIG Process Button
2. Stick Process Button
3. MIG Process Button
4. USB Port
5. Color LCD Display
6. Left Adjustment Knob  
(Adjusts voltage, arc length, pulse frequency or parameter values depending on mode.)
7. Auto-Set Button
8. Pulse Button
9. Power Switch
10. Right Adjustment Knob  
(Adjusts wire feed speed, amperage or parameter values depending on mode.)
11. Soft Keys  
(Multiple functions depending on screen displayed.)

## Performance Data

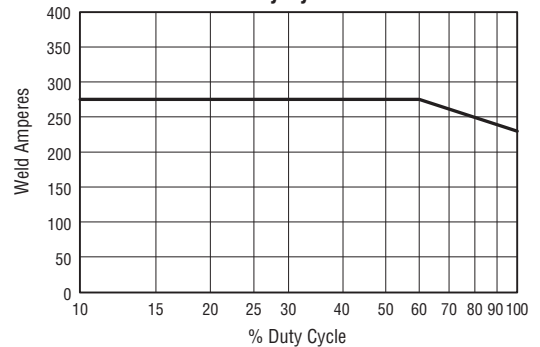
MIG Duty Cycle Chart



Stick Duty Cycle Chart



TIG Duty Cycle Chart



## Multimatic® 255 Packages



**907728**  
**Machine only**

### Comes complete with:

- Power source with 10 ft. (3 m) industrial power cord
- 15 ft. (4.5 m) 250-amp MDX™-250 MIG gun with AccuLock™ S consumables for .035/.045 in. (0.9/1.2 mm) wire
- 10 ft. (3 m) cable with electrode holder and 50 mm Dinse-style connector
- 10 ft. (3 m) work cable with clamp and 50 mm Dinse-style connector
- Flow gauge regulator and gas hose for argon or AR/CO<sub>2</sub> mix
- .035/.045 in. (0.9/1.2 mm) reversible drive rolls
- Extra contact tips
- Material thickness gauge



**951767**  
**Machine with running gear package**

### Comes complete with:

- Power source with 10 ft. (3 m) industrial power cord
- 15 ft. (4.5 m) 250-amp MDX™-250 MIG gun with AccuLock™ S consumables for .035/.045 in. (0.9/1.2 mm) wire
- 10 ft. (3 m) cable with electrode holder and 50 mm Dinse-style connector
- 10 ft. (3 m) work cable with clamp and 50 mm Dinse-style connector
- Flow gauge regulator and gas hose for argon or AR/CO<sub>2</sub> mix
- .035/.045 in. (0.9/1.2 mm) reversible drive rolls
- Extra contact tips
- Material thickness gauge
- EZ-Latch™ single cylinder running gear
- Chain to secure gas cylinder



**951768**  
**Machine with dual cylinder/TIG kit package**

### Comes complete with:

- Power source with 10 ft. (3 m) industrial power cord
- 15 ft. (4.5 m) 250-amp MDX™-250 MIG gun with AccuLock™ S consumables for .035/.045 in. (0.9/1.2 mm) wire
- 10 ft. (3 m) cable with electrode holder and 50 mm Dinse-style connector
- 10 ft. (3 m) work cable with clamp and 50 mm Dinse-style connector
- Flow gauge regulator and gas hose for argon or AR/CO<sub>2</sub> mix
- .035/.045 in. (0.9/1.2 mm) reversible drive rolls
- Extra contact tips
- Material thickness gauge
- EZ-Latch™ dual cylinder running gear with elevated gun and cable rack
- Multimatic 235/255 TIG kit
- Two chains to secure gas cylinders



## EZ-Latch™ Single Cylinder Running Gear 301449

Running gear with a single cylinder rack and storage compartment. Latches secure machine to cart. Simply rotate latches to disengage machine from cart for easy portability.

## EZ-Latch™ Dual Cylinder Running Gear 951769

Similar to above, but with a dual cylinder rack which allows operator to easily store two gas cylinders. Includes elevated gun and cable rack (shown below) to keep cables off the floor and tangle free.



## EZ-Latch™ Dual Cylinder Rack with Elevated Gun and Cable Rack 301481

Converts an EZ-Latch single cylinder running gear into a dual cylinder rack to easily store two gas cylinders. Gun and cable rack keeps cables off the floor and tangle free. (Included with EZ-Latch dual cylinder running gear.)



## Protective Cover 301521

Features side pocket.

## Argon/Mixed Gas Regulator and Gas Hose 195050

## MIG Gun

### MDX™-250 MIG Gun with AccuLock™ S Consumables

**1770041** 10 ft. (3 m)  
**1770042** 12 ft. (3.7 m)  
**1770043** 15 ft. (4.6 m), standard Industrial 250-amp MIG gun with consumables for .035/.045 in. (0.9/1.2 mm) wire.

### MDX™-250 EZ-Select™ MIG Gun 1770046

15 ft. (4.6 m)

Similar to above, but with four LEDs on gun handle to indicate which machine program is selected. Tap trigger to select program. Allows operator to know which program is being used without going back to machine.

### MDX™-250 MIG Gun with AccuLock™ MDX Consumables

**1770035** 10 ft. (3 m)  
**1770036** 12 ft. (3.7 m)  
**1770037** 15 ft. (4.6 m)  
 Industrial 250-amp MIG gun with consumables for .030/.035 in. (0.8/0.9 mm) wire.

## Spool Guns



### Spoolmatic® 15A Spool Gun 195156

### Spoolmatic® 30A Spool Gun 130831

Ideal for aluminum welding jobs. Air-cooled, one-pound spool gun with 15-foot (4.6 m) or 30-foot (9.1 m) cable assembly. Rated at 200 amps at 100 percent duty cycle. For detailed information, see Spoolmatic literature M/1.73.



### Spoolmate™ 200 Spool Gun 300497

Reliable and economical spool gun perfect for hobbyists and light fabricators who weld aluminum. Handles .030–.035 inch (0.8–0.9 mm) aluminum wires and .023–.035 inch (0.6–0.9 mm) steel/stainless steel wires. Rated at 160 amps, 60 percent duty cycle with 20-foot cable assembly. For detailed information, see Spoolmate literature M/1.47.

### Optional Spoolmate™ 200 Head Tubes

**300591** 45-degree head tube  
**300592** 9-inch extension head tube  
**243385** 5-inch head tube

## Push-Pull Guns



### XR-Aluma-Pro™ Push-Pull Gun

**301568** 15 ft. (4.6 m)  
**301569** 25 ft. (7.6 m)  
 Air-cooled gooseneck-style gun for .030–.047 inch (0.8–1.2 mm) aluminum. Rated at 300 amps at 100 percent duty cycle.



### XR-Aluma-Pro™ Lite Push-Pull Gun

**300948** 25 ft. (7.6 m)  
 Air-cooled gooseneck-style gun for .030–.047 inch (0.8–1.2 mm) aluminum. Rated at 175 amps at 60 percent duty cycle.

### U-Grooved Aluminum Drive Roll and Accessory Kits for XR-Aluma-Pro Push-Pull Guns

**195311** .035 in. (0.9 mm)  
**195313** .047 in. (1.2 mm)  
 Kits include Multimatic U-grooved drive rolls, nylon wire guides and contact tips.

## Genuine Miller® Accessories



**Multimatic® 235/255 TIG Kit 301518**  
Kits comes complete with everything needed to TIG weld with the Multimatic 255. Includes 25-foot (7.6 m) Weldcraft™ A-150 TIG torch, RFCS-14 HD foot control, 10-pin to 14-pin adapter cord, flow gauge regulator with 5-foot (1.5 m) gas hose, and AK3C torch accessory kit.

### Remote Controls



**Wireless Remote Foot Control 301580**  
For remote current and contactor control. Receiver plugs directly into the 14-pin receptacle of Miller machine. 90-foot (27.4 m) operating range.

*Note: Multimatic 255 is not compatible with wireless hand control.*



**RFCS-14 HD Foot Control 194744**  
Maximum flexibility is accomplished with a reconfigurable cord that can exit the front, back or either side of the pedal. Foot pedal provides remote current and contactor control. Includes 20-foot (6 m) cord with 14-pin plug.



**RHC-14 Hand Control 24221020**  
Miniature hand control for remote current and contactor control. Dimensions: 4 x 4 x 3.25 inches (102 x 102 x 82 mm). Includes 20-foot (6 m) cord with 14-pin plug.



**RCC-14 Remote Contactor and Current Control 151086**  
East/west rotary-motion fingertip control attaches to TIG torch using two hook-and-loop fasteners. Includes 26.5-foot (8 m) cord with 14-pin plug.



**RCCS-14 Remote Contactor and Current Control 043688**  
North/south rotary-motion fingertip control attaches to TIG torch using two hook-and-loop fasteners. Includes 26.5-foot (8 m) cord with 14-pin plug.



**10-Pin to 14-Pin Adapter Cord 301545**  
Allows standard 14-pin TIG remote controls to be used with the Multimatic 255.

## Consumables

### For MDX™-250 MIG Guns

#### Standard AccuLock™ S Consumables

Consumables for increased durability and longer life when guns are used in industrial applications.

#### Contact Tips (10 per package)

<b>T-A023CHM</b>	.023 in. (0.6 mm)
<b>T-A030CHM</b>	.030 in. (0.8 mm)
<b>T-A035CHM</b>	.035 in. (0.9 mm)
<b>T-A039CHM</b>	.039 in. (1.0 mm)
<b>T-A045CHM</b>	.045 in. (1.2 mm)

#### Nozzles

<b>N-A5800CM</b>	Copper, 5/8 in. ID, flush, standard
<b>N-A5818CM</b>	Copper, 5/8 in. ID, 1/8 in. recess
<b>N-A5814CM</b>	Copper, 5/8 in. ID, 1/4 in. recess

#### Diffuser D-MA250M

#### Monocoil Replacement Liners

##### 10 ft. Liner

<b>LM1A-10</b>	.023/.025 in. (0.6 mm)
<b>LM2A-10</b>	.030/.035 in. (0.8/0.9 mm)
<b>LM3A-10</b>	.035/.045 in. (0.9/1.2 mm)

##### 12 ft. Liner

<b>LM1A-12</b>	.023/.025 in. (0.6 mm)
<b>LM2A-12</b>	.030/.035 in. (0.8/0.9 mm)
<b>LM3A-12</b>	.035/.045 in. (0.9/1.2 mm)

##### 15 ft. Liner

<b>LM1A-15</b>	.023/.025 in. (0.6 mm)
<b>LM2A-15</b>	.030/.035 in. (0.8/0.9 mm)
<b>LM3A-15</b>	.035/.045 in. (0.9/1.2 mm)

### Optional AccuLock™ MDX Consumables

Smaller consumables and components to access hard-to-reach weldments.

#### Contact Tips (10 per package)

<b>T-M023</b>	.023 in. (0.6 mm)
<b>T-M030</b>	.030 in. (0.8 mm)
<b>T-M035</b>	.035 in. (0.9 mm)
<b>T-M045</b>	.045 in. (1.2 mm)
<b>T-M047</b>	3/64 in. (1.2 mm)

#### Nozzles

<b>N-M1200C</b>	Copper, 1/2 in. ID, flush, standard
<b>N-M1218C</b>	Copper, 1/2 in. ID, 1/8 in. recess
<b>N-M5800C</b>	Copper, 5/8 in. ID, flush
<b>N-M5818C</b>	Copper, 5/8 in. ID, 1/8 in. recess
<b>N-M58XTC</b>	Copper, 5/8 in. ID, 1/8 in. stickout

#### Diffuser D-M250

*Note: Miller® FasTip™, M-Series and Bernard Centerfire™ diffusers and consumables are NOT compatible with MDX Series guns.*

### For Spoolmatic® Spool Guns and XR™ Push-Pull Guns

#### For Aluminum Wire

#### FasTip™ Contact Tips (25 per package)

<b>206186</b>	Heavy-duty, .030 in. (0.8 mm)
<b>206187</b>	Heavy-duty, .035 in. (0.9 mm)
<b>206188</b>	Heavy-duty, .040 in. (1.0 mm)
<b>206189</b>	Heavy-duty, 3/64 in. (1.2 mm)
<b>206191</b>	Heavy-duty, 1/16 in. (1.6 mm)

<b>209026</b>	Tapered, .030 in. (0.8 mm)
<b>209027</b>	Tapered, .035 in. (0.9 mm)
<b>209029</b>	Tapered, 3/64 in. (1.2 mm)
<b>206030</b>	Tapered, 1/16 in. (1.6 mm)

#### Screw-On Nozzles

<b>199610</b>	Brass, 1/2 in. orifice, tapered
<b>199613</b>	Brass, 5/8 in. orifice, tapered
<b>199614</b>	Brass, 5/8 in. orifice, tapered HD
<b>199611</b>	Brass, 3/4 in. orifice, straight
<b>199612</b>	Brass, 3/4 in. orifice, straight HD

<b>209035</b>	Copper, 3/8 in. orifice, tapered
<b>199615</b>	Copper, 1/2 in. orifice, tapered
<b>209036</b>	Copper, 1/2 in. orifice, tapered HD
<b>198855</b>	Copper, 5/8 in. orifice, tapered
<b>199618</b>	Copper, 5/8 in. orifice, tapered HD
<b>207313</b>	Copper, 5/8 in. orifice, tapered 15/16 OD
<b>199616</b>	Copper, 3/4 in. orifice, straight
<b>199617</b>	Copper, 3/4 in. orifice, straight HD

#### Bernard® Centerfire™ “T” Series Contact Tips

<b>T-035AL</b>	.035 in. (0.9 mm)
<b>T-047AL</b>	.047 in. (1.2 mm)
<b>T-062AL</b>	1/16 in. (1.6 mm)

#### Bernard® Centerfire™ Small Nozzles

<b>NS-5818B</b>	Brass, 5/8 in. ID, 1/8 in. tip recess
<b>NS-1218B</b>	Brass, 1/2 in. ID, 1/8 in. tip recess
<b>NS-1200B</b>	Brass, 1/2 in. ID, flush tip
<b>NST-3818B</b>	Brass, 3/8 in. ID, 1/8 in. tip recess
<b>NS-1218C</b>	Copper, 1/2 in. ID, 1/8 in. tip recess

## Consumables

**For Multimatic® 255** *Note: Machine drive roll kits include two drive rolls and an inlet guide.*

### V-Grooved Drive Roll Kits (solid wire)

**204579** .030 and .035 in. (0.8 and 0.9 mm) combination (reversible)

**087131** .024 in. (0.6 mm)

**079594** .030 in. (0.8 mm)

**079595** .035 in. (0.9 mm)

**079596** .045 in. (1.2 mm)

### V-Knurlled Drive Roll Kits (flux-cored or difficult-to-feed wire)

**079606** .035 in. (0.9 mm)

**079607** .045 in. (1.2 mm)

**079608** .052 in. (1.3 mm)

### U-Grooved Drive Roll Kits (aluminum wire)

**044749** .035 in. (0.9 mm)

**079599** .047 in. (1.2 mm)

## Ordering Information

Power Source and Options	Stock No.	Description	Qty.	Price
<b>Multimatic® 255</b>	<b>907728</b>	Auto-Line™ 208–575 V, 50/60 Hz		
<b>Multimatic® 255</b> with Running Gear	<b>951767</b>	Auto-Line™ 208–575 V, 50/60 Hz with single cylinder running gear		
<b>Multimatic® 255</b> with Dual Cylinder/TIG Kit	<b>951768</b>	Auto-Line™ 208–575 V, 50/60 Hz with dual cylinder running gear and TIG kit		
<b>Accessories</b>				
EZ-Latch™ Single Cylinder Running Gear	<b>301449</b>	Running gear with single cylinder rack		
EZ-Latch™ Dual Cylinder Running Gear	<b>951769</b>	Running gear with dual cylinder rack and elevated gun and cable rack		
EZ-Latch™ Dual Cylinder Rack with Elevated Gun and Cable Rack	<b>301481</b>	Upgrade single cylinder rack to dual (included with EZ-Latch dual cylinder running gear)		
Protective Cover	<b>301521</b>	Features side pocket		
Argon/Mixed Gas Regulator and Gas Hose	<b>195050</b>			
<b>Guns</b>				
MDX™-250 MIG Gun with AccuLock™ S Consumables	<b>1770041</b> <b>1770042</b> <b>1770043</b>	10 ft. (3 m), 250 A, .035/.045 in. (0.9/1.2 mm) wire 12 ft. (3.7 m), 250 A, .035/.045 in. (0.9/1.2 mm) wire 15 ft. (4.6 m), 250 A, .035/.045 in. (0.9/1.2 mm) wire		
MDX™-250 EZ-Select™ MIG Gun with AccuLock™ S Consumables	<b>1770046</b>	15 ft. (4.6 m), 250 A, .035/.045 in. (0.9/1.2 mm) wire		
MDX™-250 MIG Gun with AccuLock™ MDX Consumables	<b>1770035</b> <b>1770036</b> <b>1770037</b>	10 ft. (3 m), 250 A, .030/.035 in. (0.8/0.9 mm) wire 12 ft. (3.7 m), 250 A, .030/.035 in. (0.8/0.9 mm) wire 15 ft. (4.6 m), 250 A, .030/.035 in. (0.8/0.9 mm) wire		
Spoolmatic® 15A Spool Gun	<b>195156</b>	15 ft. (4.6 m), 200 A, .030–.047 in. (0.8–1.2 mm) for aluminum wire		
Spoolmatic® 30A Spool Gun	<b>130831</b>	30 ft. (9 m), 200 A, .030–.047 in. (0.8–1.2 mm) for aluminum wire		
Spoolmate™ 200 Spool Gun	<b>300497</b>	20 ft. (6 m), 160 A, .030–.035 in. (0.8–0.9 mm) for aluminum wire, .023–.035 in. (0.6–0.9 mm) for steel/stainless steel wire		
Optional Spoolmate™ 200 Head Tubes		See page 6		
XR-Aluma-Pro™ Guns (air-cooled)		See page 6		
<b>TIG Accessories</b>				
Multimatic 235/255 TIG Kit	<b>301518</b>	See page 7 for contents		
Wireless Remote Foot Control	<b>301580</b>	Foot control with wireless 90 ft. (27.4 m) operating range		
RFCS-14 HD	<b>194744</b>	Heavy-duty foot control (included with TIG kit and TIG package)		
RHC-14	<b>242211020</b>	Hand control with 20 ft. (6 m) cord		
RCC-14	<b>151086</b>	Fingertip control		
RCCS-14	<b>043688</b>	Fingertip control		
10-Pin to 14-Pin Adapter Cord	<b>301545</b>	Allows standard 14-pin TIG remote controls to be used with the Multimatic 255		
<b>Consumables</b>				
Contact Tips		See page 7		
Replacement Liners		See page 7		
Nozzles		See page 7		
Drive Rolls		See page 6 for gun drive rolls and above for machine drive rolls		

Date:

Total Quoted Price:

Distributed by:

