

Bobcat™ 260

Gas or LP Engine-Driven
Welder/AC Generator 

Quick Specs

Industrial Applications

Maintenance
Repair
Work trucks
Farm/ranch
Fabrication
Structural steel work
Use as a stand-alone generator

Processes

Stick (SMAW)
MIG (GMAW)*
Flux-cored (FCAW)*
DC TIG (GTAW)
Non-critical AC TIG (GTAW)
Air carbon arc (CAC-A) cutting and gouging (3/16 in. carbons)
Air plasma cutting and gouging with optional Spectrum® models

*With wire feeder.

Output Range
AC stick/TIG 40–260 A
DC stick/TIG** 40–260 A
MIG/flux-cored 17–28 V

**DC TIG available above 80 amps.

Generator Power Output Rated at 104°F (40°C)

260: 11,000 watts peak, 9,500 watts continuous
260 EFI: 12,000 watts peak, 10,500 watts continuous

Accu-Rated™ – Not Inflated Generator Power

Rugged welder/generators great for stick and flux-cored welding. Designed for maintenance/repair operations, construction, farm, ranch and generator use.

The most popular welder/generator in the industry, the Bobcat is:

- Quiet to operate
- Small and light
- Easy to maintain

NEW!



Bobcat 260 EFI model shown.



Remote start/stop

Easily turn your Bobcat machine on and off remotely, so it only runs when you need it. See page 2.



Reduce noise for a more productive jobsite.



Easier mobility and uses less truck space and payload.

Easy maintenance

With its intuitive design, the daily maintenance of our Bobcat welder/generators is faster and easier.



Welder/generator is warrantied for three years, parts and labor.
Engine is warrantied separately by the engine manufacturer.



Miller Electric Mfg. LLC
An ITW Welding Company
1635 West Spencer Street
P.O. Box 1079
Appleton, WI 54912-1079 USA

Equipment Sales US and Canada
Phone: 866-931-9730
FAX: 800-637-2315
International Phone: 920-735-4554
International FAX: 920-735-4125

MillerWelds.com



The Bobcat™ Advantage

Remote start/stop

Take control and eliminate noise. Easily turn your Bobcat machine on and off remotely so it only runs when you need it. Get more out of each tank, extend time between maintenance and work without the hassle of walking back to your machine.

The remote start/stop on Bobcat 260 welder/generators is installed and backed by Miller — so it's just as easy to use and dependable as your Bobcat machine.

SIMPLE

One button: press to start the welder/generator; press again to turn it off.



TWO-WAY COMMUNICATION

After start or stop command is received by the welder/generator the fob lights up and beeps.

EASILY ORDER ADDITIONAL FOBs

Order stock number 286385.

DURABLE

Tough and water-resistant, with a three-year warranty.

Electronic fuel injection (EFI) (option)

EFI gas engines optimize the air/fuel ratio for all engine speeds and engine loads, resulting in lower operational costs, fewer emissions, longer runtimes and better performance when compared to carbureted models. The payback from fuel savings alone is a matter of months.

EFI advantages (vs. carburetor models)

- 12,000 watts of generator power
- Up to 27 percent better fuel efficiency — save up to \$1,000 per year in fuel and extend runtimes by as much as 2.5 hours per tank
- Fast, easy starts in all climates — no choke required
- Reliable operation, even with infrequent use — less prone to fuel deterioration
- Fewer emissions — 27 percent less CO and 33 percent lower HC+NOx levels

Savings on fuel and maintenance

When your machine is out of reach, it's a hassle to walk back to turn it off — so you let it run all day. Running a welder/generator when you're not welding or generating AC power uses more fuel and adds unnecessary hours to the engine, which leads to an increased need for oil changes, air filters, fuel filters and even generator brushes. You're wasting money on fuel and doing more routine maintenance than you need to.

A Bobcat welder/generator with remote start/stop is quick and easy to turn off when it's not being used. You spend less money on fuel, and less time and money on maintenance because there are fewer engine hours.

SAVE UP TO **\$1,500**

ANNUALLY ON FUEL AND MAINTENANCE BY SHUTTING THE MACHINE OFF.

Jobsite safety

The noise of a welder/generator running all day is irritating — and can even keep you from hearing sounds that warn you of potential hazards.

When you turn your Bobcat off with remote start/stop, you'll help create a safer environment by reducing the number of machines running on a jobsite and increasing your awareness of warning sounds.



WHEN YOU DON'T NEED POWER, TURN THE MACHINE OFF REMOTELY.

Hands-free starting

Carbureted gas Bobcat welder/generators now have eChoke™ technology, which automatically sets the proper air/fuel mixture and eliminates the need to manually engage the choke, so cold-starting is now hands free.

eChoke is a trademark of Kohler Co.



ECHOKE™ TECHNOLOGY

FOR MORE CONSISTENT COLD-WEATHER STARTS.

Designed for reliability

From Appleton, Wisconsin USA, our welder/generators are the most rugged, durable and long-lasting in the industry. We manufacture them to exceed requirements for extreme working conditions and they are hard-working from the core with:

- Copper windings and iron generator components for a quality-built machine
- Lugged — not soldered — heavy internal leads for better field durability
- Superior cooling technology for maximum performance and engine life
- Protective doors to cover the weld studs and receptacles as required by OSHA and CSA for jobsite safety
- Lift hook integrated into the center frame, which bolts to the machine's base for greater durability



Small, light design

Bobcat welder/generators take up less space on trucks and trailers — leaving more room on your truck for other equipment and tools. Plus, they're easier to move around jobsites — even with weld cables attached.

Long runtimes

Large 12-gallon fuel capacity means many hours of run time before refueling.

Versatile AC and DC weld output


Provides quality welds on all types of metals. DC is smooth and easy to run while AC stick is used when arc blow occurs.

The Bobcat™ Advantage

Easy maintenance


With its intuitive design, the daily maintenance of our Bobcat welder/generators is fast and easy. Front panel maintenance displays help you know when your equipment needs to be serviced. And servicing is simple because of:

- Oil checks that can be performed easily through the top of the machine by the access door
- Toolless panels that allow for quick access
- Single-side fuel fill and oil drain/filter




Reversed generator flow

Exclusive engine and generator packaging design operates cooler and more efficiently. The engine is rotated towards the front to create more efficient airflow. More efficient airflow and exclusive engine location are significant contributors to reduced sound level and size reduction. Hot air recirculation is eliminated when machine is mounted in tight spots, and internal parts are kept cool for optimal performance.



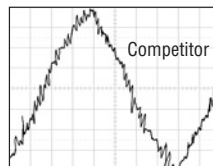
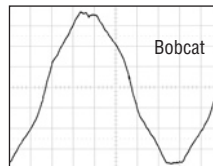
Accu-Rated™ – not inflated generator power

Our Accu-Rated™ 11,000 watts (12,000 with EFI) of usable peak power is delivered for a minimum of 30 seconds. Accu-Rated means peak power is usable for maximum generator loads such as plasma cutting, Millermatic® MIG welders and motor starting. Accu-Rated peak power beats the competition's very short-duration peak or surge power. Use your peak power, it's more than a number.



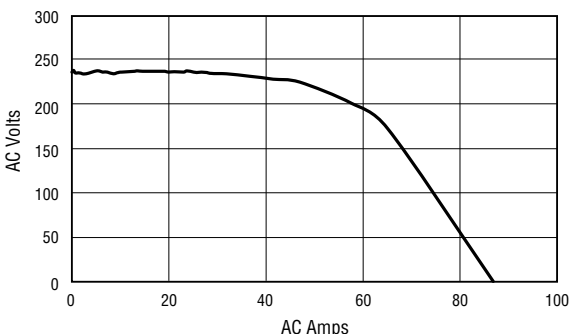
Smooth power – not spike power

Revolutionary ten-degree skewed-rotor design optimizes generator performance for smoother power — not spiked power found with other brands. Better power — better performance.



Waveform Comparison

Generator Power Curve



Tools and motors are designed to operate within 10 percent of 120/240 V. The power generator of the Bobcat provides strong power while keeping the voltage within 10 percent of 120/240 V. This increases tool/motor performance and life.

Typical equipment power usage

Bobcat welder/generators will easily start and run the following equipment:

Equipment	Starting Watts	Running Watts
Barn Cleaner (5 hp)	11,600	3,000
Silo Unloader (5 hp)	12,200	4,300
Portable Conveyor (1/2 hp)	3,400	1,000
Milker (5 hp)	10,500	2,800
Hand Drill (1/2 inch)	600	600
Circular Saw (8-1/4 inch)	1,400	1,400
Air Compressor (1-1/2 hp)	8,200	2,200
Flood Lights (Vapor)	1,250	1,000
Refrigerator/Freezer	2,200	700
Sump Pump	1,300	800
Millermatic® 212 Auto-Set™ MIG Welder (230 V)	6,500	6,500
Spectrum® 625 X-TREME™ (30 A, 230 V, 1/2-inch cut)	6,900	6,900

To select a generator that has enough power output in watts, add the watts for the items you want to simultaneously run. Tools and appliances with induction motors may require three to seven times the listed wattage when starting. All data listed is approximate — check your tool/appliance for specific wattage requirements.

Specifications (Subject to change without notice.)



Welding Mode	Process	Amp/Volt Ranges	Rated Weld Output at 104°F (40°C) ²	Single-Phase Generator Power	Sound Levels	Dimensions	Net Weight ³
CC/AC	Stick/TIG	40–260 A	225 A at 25 V, 100% duty cycle 260 A at 25 V, 60% duty cycle	Peak: 11,000 watts Continuous: 9,500 watts 120/240 V, 88/44 A, 60 Hz EFI Model Peak: 12,000 watts Continuous: 10,500 watts	Gas: 72.5 dB/72 dB at max. load/150 A Diesel: 80 dB at rated output, 7 m (23 ft.)	H: 28 in. (711 mm) H: 32.75 in. (832 mm) (to top of exhaust) W: 20 in. (508 mm) D: 40.5 in. (1,029 mm) Diesel only: D: 45.375 in. (1,153 mm)	Gas: 501 lb. (227 kg) Diesel: 638 lb. (289 kg)
CC/DC	Stick/TIG ¹	40–260 A	260 A at 25 V, 100% duty cycle				
CV/DC	MIG/FCAW	17–28 V	260 A at 28 V, 100% duty cycle 275 A at 25 V, 60% duty cycle				

Note: Derate outputs up to five percent when using LP fuel. 1) DC TIG available above 80 amps. 2) Rated at sea level. 3) Net weight without fuel.

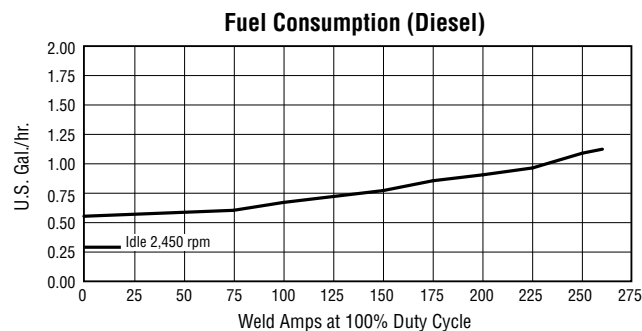
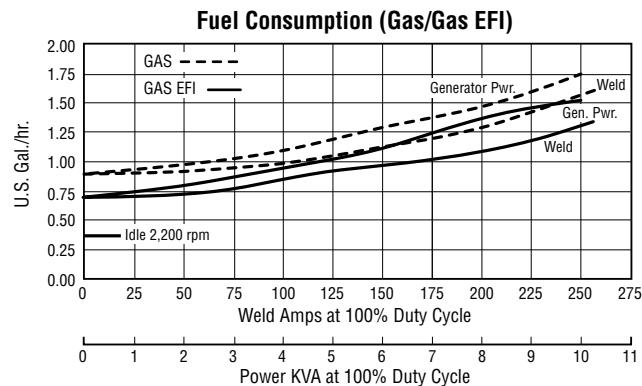
Certified by Canadian Standards Association to both the Canadian and U.S. Standards.

Engine Specifications (Engines warranted separately by the engine manufacturer.)

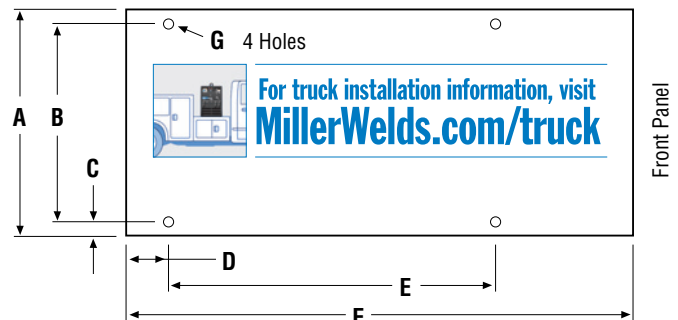
Model	Engine Brand and Warranty	Horsepower (HP)	Type	Weld Speed	Idle Speed	Fuel Capacity	Oil Capacity	Standard Shutdowns
Bobcat 260	Kohler CH730, 3-year warranty	Gas: 23.5 hp at 3,600 rpm LP: 21 hp at 3,600 rpm	Twin-cylinder, four-cycle overhead valve, industrial air-cooled, gasoline* (carburetor or EFI) or LP**	3,600 rpm	2,300 rpm	12 gal. (45 L)	1.5 qt. (1.4 L)	Low oil pressure
Bobcat 260 EFI	Kohler ECH730, 3-year warranty	23 hp at 3,600 rpm						
Bobcat 260 Diesel	Kubota D722, 2-year limited North American warranty	19 hp at 3,600 rpm	Three-cylinder, industrial liquid-cooled, diesel	3,600 rpm	2,450 rpm	12 gal. (45 L)	3.4 qt. (3.2 L)	High coolant temperature/ low oil pressure/ low fuel

*Fuel stabilizer is recommended for gas engines that are used infrequently. **Hose and LP Tank Mounting Assembly and setup are required.

Performance Data



Mounting Specifications



Gas models

- A. 20 in. (508 mm)
- B. 16.5 in. (419 mm)
- C. 1.75 in. (44.5 mm)
- D. 5.12 in. (130 mm)
- E. 22.3 in. (566 mm)
- F. 40.32 in. (1,024 mm)
- G. .406 in. (10.3 mm) diameter

Diesel models

- A. 20 in. (508 mm)
- B. 16.5 in. (419 mm)
- C. 2 in. (51 mm)
- D. 5.25 in. (133 mm)
- E. 32.75 in. (832 mm)
- F. 44.75 in. (1,137 mm)
- G. .406 in. (10.3 mm) diameter

Gas model fuel consumption data

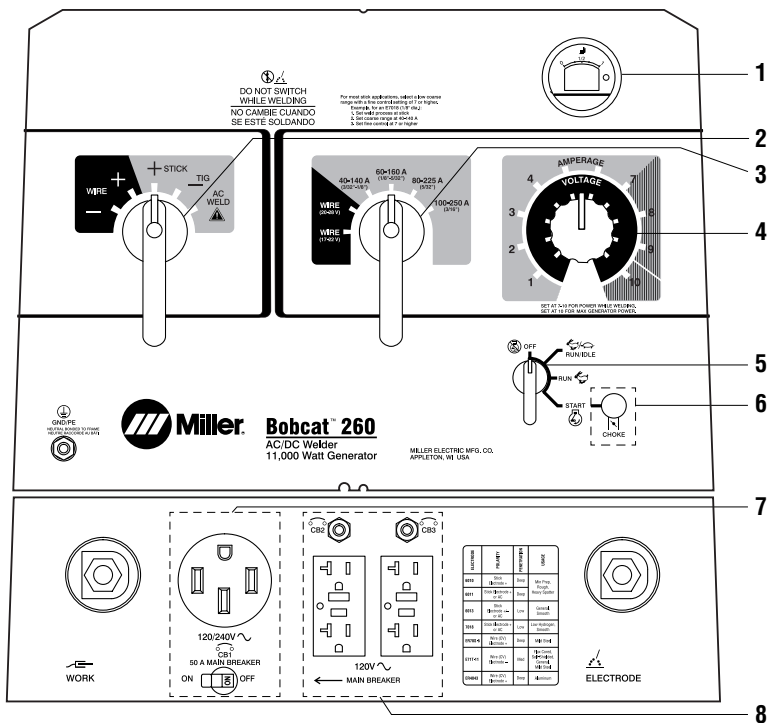
- 12-gallon fuel capacity.
- On a typical job using 1/8-inch 7018 electrodes (125 A, 20% duty cycle) expect about 20 hours (gas) of operation.
- Welding at 150 A, 40% duty cycle uses approximately 3/4 gallon per hour — about 16 hours of operation (gas).
- Under a continuous load of 4,000 watts of generator power, the Bobcat would run for about 14 hours (gas) of operation.

Choose the Right Bobcat™ Engine Drive

Sound Levels	Bobcat 225	UPGRADE	Bobcat 260
At Maximum Load / At 150 Amps	73.5 dB / 72 dB	➔	Gas: 72.5 dB / 72 dB
Sound Quality	Good	➔	Very Good
Fuel System			
Typical Runtime per 12-Gallon Tank	13 hours	➔	13 hours / 15.5 hours with EFI
Efficiency	Good	➔	Good / Very Good with EFI
Type	Gasoline		Gasoline, LP or Diesel
Delivery	Carburetor		Carburetor or EFI available
Generator			
Peak Watts	11,000 watts	➔	11,000 / 12,000 watts with EFI
Clean Power Quality	Very Good/Excellent		Very Good/Excellent
Power While Welding	Fair/Good — With voltage control set near maximum	➔	Good — Easier to fine-tune arc with voltage control near maximum
Weld Performance			
Stick	Good/Very Good	➔	Very Good
MIG — Wire (solid/FCAW), Steel	Fair (.035 in.)	➔	Good (.035–1/16 in.)
MIG — Wire, Aluminum with Spool Gun	Fair/Good (add WC-115A with contactor)	➔	Very Good (add WC-115A with contactor)
DC TIG (steel)	Good	➔	Very Good
AC Weld	60–160 amps	➔	40–260 amps
Carbon Arc Gouging	N/A	➔	Good (carbons: rated 3/16 in.)
Dimensions			
Size (H x W x D)	28 x 20 x 40.5 in.		Gas: 28 x 20 x 40.5 in. / Diesel: 28 x 20 x 45 in.
Weight	485 lb.		Gas: 501 lb. / Diesel: 638 lb.
Key Features			
Maintenance Displays	Hours/Oil change	➔	Hours/Oil change/Fuel

Note: See MillerWelds.com or the Full-line Catalog to compare to Trailblazer models.

Function and Benefit Guide



- Maintenance display** provides fuel level, engine hours and oil change interval information.
- Weld process selector switch** makes choosing between stick, wire and TIG processes easy. Switch also automatically changes polarity with process selection to make sure the machine is easy to set with little effort or knowledge.
- Coarse range control**
Four stick/TIG and two wire ranges are available for output control. Stick ranges are designed for electrode diameters (3/32, 1/8, 5/32 and 3/16 inch) making these models **very easy to set**.
- Fine adjust control** makes it easy to fine tune amperage within a coarse range. Set control above 7 for best power while welding and to 10 for generator-only use.
- Engine control switch** is used to start the engine and then select between auto idle and high speed lock positions.
- LP model** — Engine choke control is used for easy engine starting.
Diesel model — Glow plugs assist in cold weather starting.
- 120/240 V receptacle with circuit breaker.**
(For matching plug, order **119172**.)
- 120 V GFCI receptacles with circuit breakers.**

Genuine Miller® Options *Available as factory option. See ordering information on back page.

LP Gas*

Liquid withdrawal LP system with vaporizer and regulator. Does not include tanks, brackets or hose from tank to regulator.

Note: Requires hose and LP tank mounting assembly 300917.

GFCI Receptacles* 300975 Field
Kit contains two GFCI 120 V duplex receptacles.

Electric Fuel Pump* 300976 Field
Recommended for gas engine operations at altitudes above 5,000 feet. Improves engine starting and high-output performance.

Spark Arrestor 300924 Field
Mandatory when operating on California grasslands, brush or forest-covered land, and all national forests. For other areas, check your state and local laws.



Remote Oil Drain and Filter Kit 300923 Field
Front mount for Kohler. Makes servicing easy when engine drive is mounted in tight spots.



Female Receptacle



Full KVA Adapter Cord 300517 Field
NEMA 14-50P to NEMA 6-50R. Adapts engine drive 120/240 V plug to common Millermatic® and Spectrum® 240 V plug.



Full KVA Plug 119172 Field
120/240 V, 50 A plug (NEMA 14-50P) to fit full KVA receptacle.

Engine Tune-Up Kits

230015 Field. Kohler CH730 (gas)

246115 Field. Kohler ECH730 (EFI gas)

252838 Field. Kohler CH730 (LP)

Includes spark plugs and engine filters.

259935 Field. Kubota D722 (diesel)

Includes air filter, oil filter, fuel pre-filter and primary fuel filter.

Genuine Miller® Accessories



Never Flat™ Tires

Available on Bobcat and Trailblazer running gear.

- Reduce costly jobsite downtime
- Maintain constant tire pressure and will not develop flats
- Protect against punctures
- Preserve maneuverability, even when weighed down with heavy welding cable



Gas/LP model



Diesel model

Multi-Terrain Running Gear

300913 Gas/LP, with inner tubes

300914 Gas/LP, with Never Flat tires

300477 Diesel, with Never Flat tires

Includes two heavy-duty 15-inch tires, two 8-inch rubber swivel casters and a heavy-duty handle. Recommended for all surfaces and applications, and is easy to move around the jobsite.



Hose and LP Tank Mounting Assembly 300917 LP

Designed for use with multi-terrain running gear, protective cage, or by itself. Includes bracket and clamp to

mount 33- and 43-pound tanks horizontally, and hose with fittings to converter.

Note: Not for use with gas cylinder mounting assembly. Not recommended for use with protective cover.



Off-Road Running Gear

300909 Gas/LP, with inner tubes

300910 Gas/LP, with Never Flat tires

Includes four

heavy-duty 15-inch tires and a rugged handle to provide maximum maneuverability.



Off-Road Running Gear with Protective Cage and Never Flat Tires

300912 Gas/LP
Running gear and rugged cage with

cable holders protects your investment and is easy to move around the jobsite.



Protective Cage with Cable Holders

300921 Gas/LP

Rugged cage with cable holders protects your investment. Can be

used with running gear, gas cylinder mounting assembly, LP tank mounting assembly, or with trailer.



Protective Covers

300919 For gas models **without** protective cage or running gear (shown)

300920 For gas models **with** protective cage and/or running gear

301099 For diesel model **without** protective cage or running gear

Heavy-duty, water- and mildew-resistant covers protect and maintain the finish of the welder.



Gas Cylinder Mounting Assembly

300918 Gas

Designed for use with multi-terrain running gear, protective cage, or by itself. Includes base tray with bottle

bracket, vertical support rack and safety chain.

Note: Not for use with LP tank mounting assembly. Not recommended for use with protective cover.



Remote Start/Stop Fob 286385

For use with Bobcat 225 and Bobcat 260 welder/generators equipped with remote start/stop. Fob can be easily paired with compatible machines.

Genuine Miller® Accessories (Continued)

MIG/Flux-cored Welding



Millermatic 141 and 211 shown.

Millermatic® 141 907612

See literature DC/12.42

Millermatic® 211 907614

See literature DC/12.58

Millermatic® 212 Auto-Set™ 907405

See literature DC/12.46

The Millermatic line of MIG welders are complete arc welding power source, wire feeder and gun packages designed for portability and ease of use.

Note: The Millermatic machines can be operated utilizing auxiliary power.



ArcReach® SuitCase® 8

951726 With Bernard® BTB Gun 300 A

951727 With Bernard® S-Gun™

951728 With Bernard® Dura-Flux™ gun

ArcReach® SuitCase® 12

951729 With Bernard® BTB Gun 300 A

951730 With Bernard® S-Gun™

951731 With Bernard® Dura-Flux™ gun

Portable feeder designed to run off of arc voltage. See literature M/6.55.



Spoolmatic® 30A

Spool Gun 130831

Air-cooled, 200-amp, one-pound spool gun for aluminum MIG.

See literature M/1.73.

Requires WC-115A control (**137546011**).



Spoolmate™ 3035

Spool Gun 195016

Use with SGA 100C control and heavy-duty barrel. Spool gun for aluminum and

other wires. Four-inch spools; .023-.035 inch (0.6-0.9 mm) aluminum, steel and stainless steel. Rated at 150 amps, 60 percent duty cycle with 20-foot (6 m) cable assembly.

SGA 100C Control 043857

SGA with contactor required to connect Spoolmate 3035 to CV engine drive. Includes 10-foot (3 m) 115 V power cable and plug, 6-foot (1.8 m) interconnecting cable, and 5-foot (1.5 m) gas hose.

Heavy-Duty Barrel for Spoolmate 3035 195375

Use for demanding applications, rated at 200 A, 60 percent duty cycle.

Stick (SMAW) Welding

Weld Leads

2/0 Stick Cable Set, 50 ft. (15 m) 173851

Consists of 50-foot (15 m) 2/0 electrode cable with holder, and 50-foot (15 m) work cable with clamp. 350 A, 100% duty cycle.

2/0 Stick Cable Set, 100/50 ft. (30.5/15 m) 043952

Consists of 100-foot (30.5 m) 2/0 electrode cable with holder, and 50-foot (15 m) work cable with clamp. 300 A, 100% duty cycle.

TIG (GTAW) Welding



Dynasty® 210 Series

For portable AC/DC TIG.

See literature AD/4.81.

Multiprocess Welding



Multimatic® 200 907518

Portable, all-in-one multiprocess package weighs only 29 pounds (13.2 kg), and features excellent arc characteristics. Exclusive multi-voltage plug (MVP™) provides flexibility to plug into 120- or 240-volt power. Take it anywhere you need to MIG, TIG or stick weld. See literature DC/12.57.

Plasma Cutting



Spectrum 375 X-TREME and 625 X-TREME shown.

Spectrum® 375 X-TREME™ 907529

See literature PC/9.2.

Spectrum® 625 X-TREME™ 907579

See literature PC/9.6.

Spectrum® 875 907583

See literature PC/9.8.

The Spectrum 375 X-TREME and 625 X-TREME come complete with protective X-CASE™ (not shown).

Trailers and Hitches



HWY-Mid Frame Trailer 301438

1,424-pound (646 kg) capacity highway trailer with welded steel tubing frame, heavy-duty axle with roller bearing hubs and leaf-spring suspension. Includes jack stand, fenders, lights, and dual hitch with 2-inch (50 mm) ball hitch and 3-inch (76 mm) lunette eye.

Note: Trailer is shipped unassembled.



Cable Tree 043826

Provides an area to conveniently wrap weld cables and extension cords.



**2-In-1 Document/
Fire Extinguisher Holder
301236**

Stores documents and holds a five-pound fire extinguisher.

Note: Holder shown mounted on trailer. Fire extinguisher not included.

Ordering Information

Equipment and Options	Stock No.	Description	Qty.	Price
Bobcat™ 260	907792001	Kohler engine, base model with remote start/stop		
	907792	Kohler engine with GFCI receptacles and remote start/stop		
	907792002	Kohler engine with electric fuel pump and remote start/stop		
Bobcat™ 260 EFI	907793	Kohler engine, base model with remote start/stop		
Bobcat™ 260 LP	907794	Kohler engine with GFCI receptacles and remote start/stop		
Bobcat™ 260 Diesel	907790	Kubota engine with GFCI receptacles and remote start/stop		
Field Options <i>Options listed below can be added to the above packages. Installation is required.</i>				
GFCI Receptacles	300975			
Electric Fuel Pump	300976	Recommended for gas engine operations at altitudes above 5,000 feet		
Spark Arrestor	300924			
Remote Oil Drain and Filter Kit	300923	Front mount for Kohler		
Full KVA Adapter Cord	300517			
Full KVA Plug	119172			
Engine Tune-Up Kit	230015	See page 6		
Accessories				
Off-Road Running Gear	300909	Gas/LP models, with inner tubes		
	300910	Gas/LP models, with Never Flat™ tires		
Off-Road Running Gear with Protective Cage	300912	Gas/LP models, with Never Flat™ tires.		
Multi-Terrain Running Gear	300913	Gas/LP models, with inner tubes		
	300914	Gas/LP models, with Never Flat™ tires		
	300477	Diesel model, with Never Flat™ tires		
Protective Cage with Cable Holders	300921	Gas/LP models		
	195331	Diesel model		
Gas Cylinder Mounting Assembly	300918	Gas models. <i>Not for use with LP tank mounting assembly. Not recommended for use with protective cover</i>		
Hose and LP Tank Mounting Assembly	300917	LP models. <i>Not for use with gas cylinder mounting assembly. Not recommended for use with protective cover</i>		
Protective Covers		See page 6		
Remote Start/Stop Fob	286385	For use with Bobcat 225 and Bobcat 260 welder/generators equipped with remote start/stop		
MIG/Flux-cored Welding				
Millermatic® Series MIG Welders		See page 7		
ArcReach® SuitCase® Wire Feeders		See page 7		
Spoolmatic® 30A Spool Gun	130831	Requires WC-115A Control. See literature M/1.73		
WC-115A Control	137546011	See literature M/1.73		
Spoolmate™ 3035 Spool Gun	195016	See literature M/1.5		
SGA 100C Control	043857	See literature M/1.5		
Heavy-Duty Barrel for Spoolmate 3035	195375	See literature M/1.5		
Stick Welding		See page 7		
TIG Welding		See page 7		
Multiprocess Welding		See page 7		
Plasma Cutting		See page 7		
Trailers and Hitches				
HWY-Mid Frame Trailer	301438	Trailer with lights, fenders and dual hitch. For highway use		
Cable Tree	043826	Trailer-mounted cable holder		
2-In-1 Document/Fire Extinguisher Holder	301236	Stores documents and holds a five-pound fire extinguisher		

Date:

Total Quoted Price:

Distributed by:

