A welder is shown in a dark, industrial setting, working on a large, dark-colored pipe. The welder is wearing a light-colored protective suit and a helmet. A bright, intense arc of light is visible at the point of contact between the welding torch and the pipe, with a shower of bright orange and yellow sparks flying outwards. The pipe is supported by heavy machinery, including chains and a hook. The background is dark and indistinct, suggesting an outdoor or semi-outdoor industrial environment.

# 2X4C SERIES – AUTO DARKENING LENSES

WITH 4C<sup>®</sup> LENS TECHNOLOGY

**LINCOLN**<sup>®</sup>  
**ELECTRIC**



## The New Standard in 2" x 4.25" Lenses

### 4C LENS TECHNOLOGY

- World renowned lens technology provides crystal clear view of the arc and puddle
- The exclusive liquid crystal lens broadens the color range & hues which can be seen in both light and dark states
  - Eliminates color saturation for a true color view
  - Reduces eye strain for all day comfort
- High quality and consistent performance which minimizes blurriness and distortion

### VERSATILITY

- Compatible with most pipeline and pancake style helmets
- Shade control for seamless process & amperage changes
- Sensitivity control for optimized performance based on application

### DURABILITY


- High temperature ABS lens housing to lens failures due to heat deformation
- 2 year warranty from date of purchase covering internal defects



**Variable Shade 8 - 13**  
KP3775-1



**Fixed Shade 9**  
KP3778-1



**Fixed Shade 10**  
KP3778-1



**Fixed Shade 11**  
KP3779-1

# 4C Lens Technology - The Modern SuperVisibility



## CLARITY

### Minimizes Distortion

*Why its important* – distortion alters your view of the true shape of an object. i.e – weld puddle

### Minimizes Blurriness

*Why its important* – blurriness lowers the definition of your vision and can falsely extend the edges of an object. i.e. – Arc length

## COLOR

### Broadens Viewable Color Range

*Why its important* – decreases the blending (saturation) of natural colors for a clear view.

### Reduces Eye Strain

*Why its important* – eye strain can cause physical discomfort and lower productivity.

## CARAT

### 2" Height x 4.25" Length

*Why its important* – cartridge shape is compatible with most pipeline, pancake and construction helmets.

### Lightweight

*Why its important* – maximizes comfort and reduces neck fatigue.

## CONSISTENCY

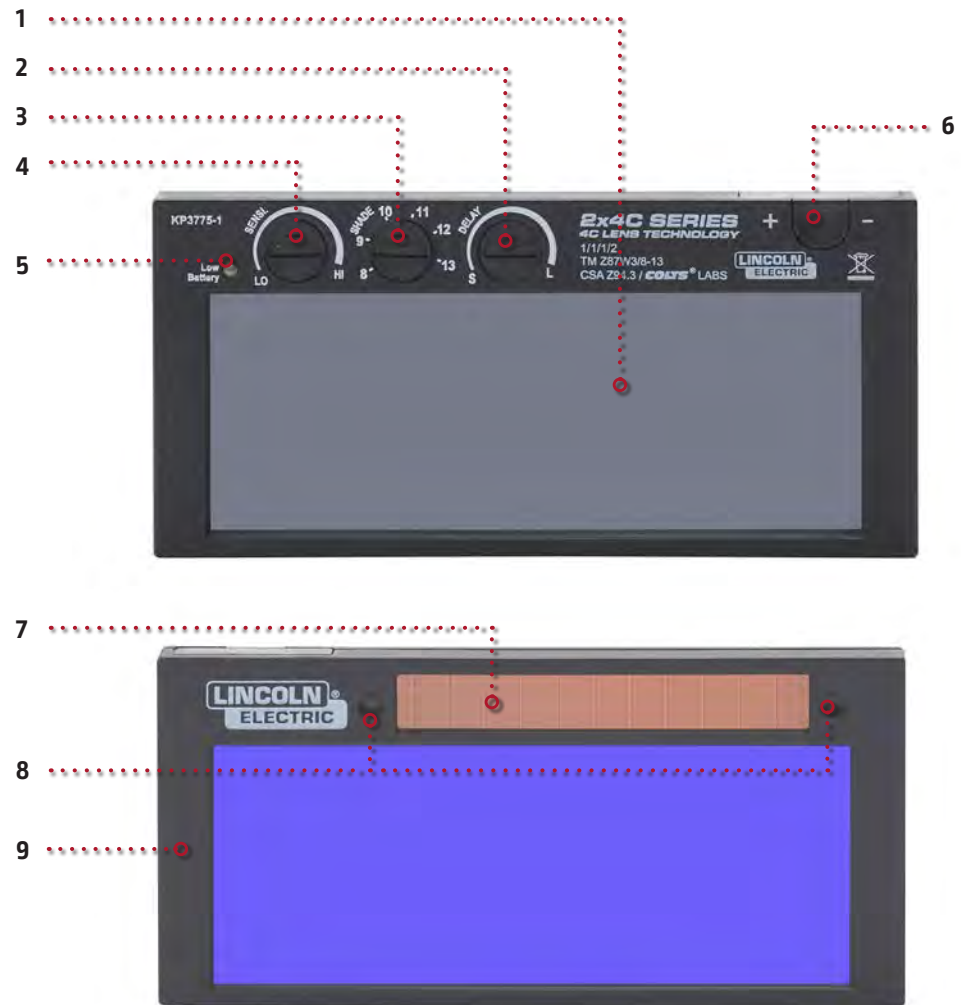
### Even Lens Shade

*Why its important* – the shade of lower quality lenses may vary from the middle to the edge. This creates brightness variation which lowers the definition of your vision and can cause eye strain.

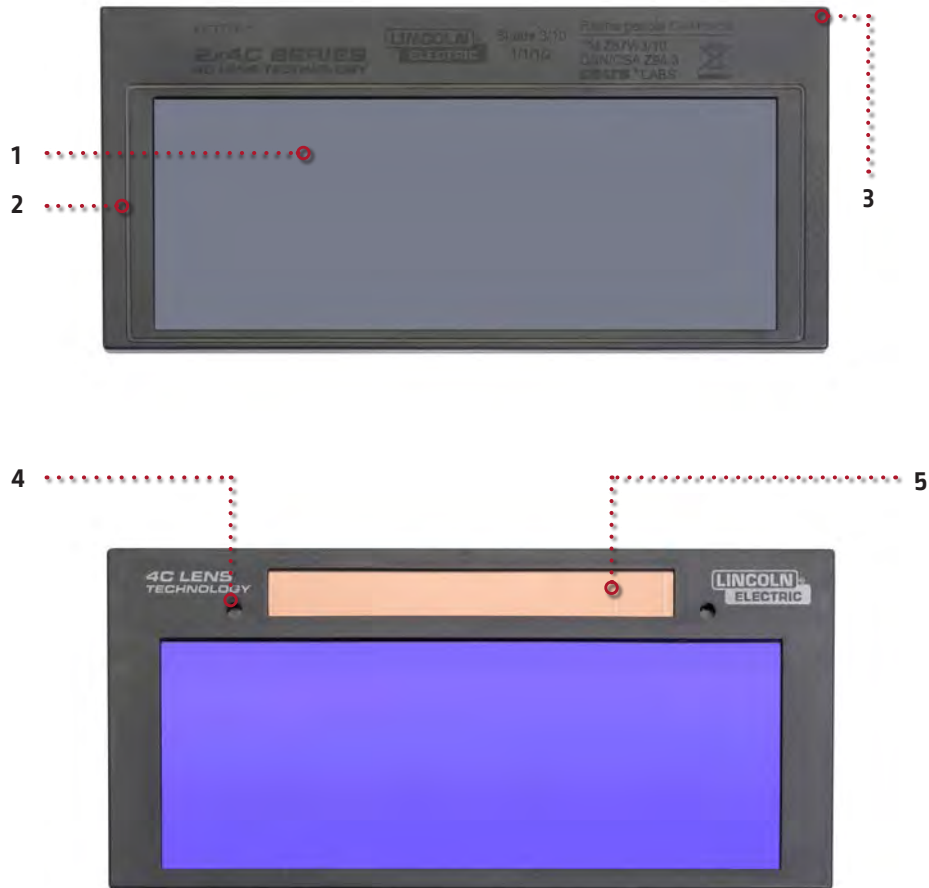
# 2x4C Series - Variable Shade Lens

## KEY FEATURES

1. **4C Lens Technology** eliminates imperfections and color saturation to create a clear view of the base material, arc & puddle while reducing eye strain
2. **Variable Shades 8-13** for seamless process and amperage changes
3. **Variable Sensitivity** for optimal lens performance based on application
4. **Delay Control** provides personalized switching performance
5. **Low Battery Indicator** for convenient battery life status
6. **Replaceable Batteries** can extend overall usage life of the lens cartridge
7. **Solar Rechargeable** utilizes light to lengthen battery life
8. **Two Arc Sensors** for consistent arc switching
9. **High Temperature Housing** to reduce lens failures due to heat exposure



# 2x4C Series - Fixed Shade Lens



## KEY FEATURES

1. **4C Lens Technology** eliminates imperfections and color saturation to create a clear view of the base material, arc & puddle while reducing eye strain
2. **High Temperature Housing** to reduce lens failures due to heat exposure
3. **0.20" Cartridge Thickness** allows compatibility with most helmet models and can be used with cheater lenses
4. **Two Arc Sensors** for consistent arc switching
5. **Solar Rechargeable** utilizes natural and generated light to provide self sufficient power





COMPATIBILITY CHART (BASED ON CARTRIDGE THICKNESS)

Manufacturer	MFG Part # / Name / Lens Box Size	2x4C Variable Shade	2x4C Fixed Shade
Fibre-Metal® Pipeliner by Honeywell®	280-110-W	Yes	Yes
Fibre-Metal Pipeliner by Honeywell	110PWE	Yes	Yes
Tigerhood® by Honeywell	906GY	No	Yes
Wendy's Pancakes	Flip Up Shield	No	Yes
	Mini Shield	No	Yes
	Z Model	Yes*	Yes
	Regular	No	Yes
	Chita	Yes*	Yes
	Auto	Yes	Yes
Sarge Pancake Hoods	Regular	No	No
	Special	Yes	Yes
Outlaw Leather	Tigerhood	No	Yes
	Sellstrom	No	Yes
	Pipeliner	Yes	Yes
Original Pancake	5/8" Box Size	Yes*	Yes
	1" Box Size	Yes	Yes
	Flip Up	No	Yes

\*Note – May not be compatible if used with cheater lens.

**Disclaimers**

- Our products, KP3775-1, KP3777-1, KP3778-1 and KP3779-1, meet ANSI Z87.1 and CSA Z94.3 for auto-darkening lenses.
- This chart only outlines if our products physically fit in the referenced helmet shell models. We do not guarantee that these helmets meet ANSI Z87.1 or CSA Z94.3 for helmet shells.

PRODUCT SPECIFICATIONS

Description	Part #	Lens Technology	Optical Clarity	Inactive Shade	Active Shade	Power Supply	Sensitivity	Lens Switching Speed	Arc Sensors	TIG Amp Rating	Cartridge Size in (mm)	Viewing Area In (mm)	Temperature Range	Warranty
Variable Shade	KP3775-1	4C® Lens Technology	1/1/1/2	Shade 3	Variable 8 - 13	Solar Cell w/ 2 CR 1025 Replaceable Batteries	Adjustable	1/10,000 sec.	2	> 5 Amps	4.25 x 2.00 x 0.32 (108 x 501 x 8)	3.63 x 1.38 (92 x 35)	Operating: -10°C - +55°C (14°F - 131°F)  Storage: -20°C - +70°C (-4°F - 158°F)	2 Years
Fixed Shade 9	KP3777-1				Fixed 9		Fixed							
Fixed Shade 10	KP3778-1				Fixed 10									
Fixed Shade 11	KP3779-1				Fixed 11									

REPLACEMENT PARTS

Description	Part #	QTY
CR1025 Replacement Batteries	KP4492-1	5



CUSTOMER ASSISTANCE POLICY

The business of The Lincoln Electric Company® is manufacturing and selling high quality welding equipment, consumables, and cutting equipment. Our challenge is to meet the needs of our customers and to exceed their expectations. On occasion, purchasers may ask Lincoln Electric for information or advice about their use of our products. Our employees respond to inquiries to the best of their ability based on information provided to them by the customers and the knowledge they may have concerning the application. Our employees, however, are not in a position to verify the information provided or to evaluate the engineering requirements for the particular weldment. Accordingly, Lincoln Electric does not warrant or guarantee or assume any liability with respect to such information or advice. Moreover, the provision of such information or advice does not create, expand, or alter any warranty on our products. Any express or implied warranty that might arise from the information or advice, including any implied warranty of merchantability or any warranty of fitness for any customers' particular purpose is specifically disclaimed.

Lincoln Electric is a responsive manufacturer, but the selection and use of specific products sold by Lincoln Electric is solely within the control of, and remains the sole responsibility of the customer. Many variables beyond the control of Lincoln Electric affect the results obtained in applying these types of fabrication methods and service requirements.

Subject to Change – This information is accurate to the best of our knowledge at the time of printing. Please refer to [www.lincolnelectric.com](http://www.lincolnelectric.com) for any updated information.

The operation of welding fume control equipment is affected by various factors including proper use and positioning of the equipment, maintenance of the equipment and the specific welding procedure and application involved. Worker exposure level should be checked upon installation and periodically thereafter to be certain it is within applicable OSHA PEL and ACGIH TLV limits.